

EMEA VERSION



POLARIS®

RANGER®

2019

ACCESSORIES + APPAREL



DRIVEN TO DO MORE™



For 20-years, *RANGER*® has set the standard through industry-leading innovation, unmatched capability, and unrelenting toughness, making it the number one utility side-by-side for 10-years running.

3-SEAT & CREW MODELS & ACCESSORIES

COMMON ACCESSORIES

2-SEAT & CREW MODELS & ACCESSORIES


PARTS & GARAGE

APPAREL & HELMETS

2019 LINEUP



RANGER XP® 1000 EPS



RANGER CREW®
XP 1000 EPS



RANGER XP® 900 EPS



RANGER CREW®
XP 900 EPS



PRO ARMOR®
WHEELS & TIRES




POLARIS® PRO HD
WINCHES



RIGID® & PRO ARMOR®
LIGHTING



GLACIER® PLOW SYSTEMS




RANGER® 570 EPS



RANGER CREW® 570-4 EPS



RANGER® 500



RANGER® EV



2019 POLARIS® RANGER® ACCESSORIES

POLARIS ENGINEERED™ ACCESSORIES 02

3-SEAT & CREW

XP 1000 CAB SYSTEMS

- ROOFS	14
- GLASS WINDSHIELDS & REAR PANELS	16
- POLY WINDSHIELDS & REAR PANELS	18
- DOORS	20
- CAB COMFORT	24
- OFF-ROAD GRADE AUDIO SYSTEMS	28

XP 900 CAB SYSTEMS

- ROOFS	36
- GLASS WINDSHIELDS & REAR PANELS	38
- POLY WINDSHIELDS & REAR PANELS	40
- DOORS	42
- CAB COMFORT	44

570 FULL-SIZE & CREW

CAB COMPONENTS & PROTECTION	46
-----------------------------	----

STORAGE	48
---------	----

BRUSHGUARDS & PROTECTION	52
--------------------------	----

COMMON ACCESSORIES

WINCHES	54
GLACIER® PLOW SYSTEMS	58
RIGID® & PRO ARMOR® LIGHTING	64
PRO ARMOR® WHEELS & TIRES	66
POLARIS NORTHSTAR® COOLERS	74
HUNT	78
ICE FISHING	80

RANGER® 150	81
-------------	----

2-SEAT & CREW

- ROOFS	84
- WINDSHIELDS & REAR PANELS	86
- CAB COMFORT	90
- BUMPERS & GUARDS	91
- STORAGE	92

PARTS & GARAGE

OIL & LUBRICANTS	94
MAINTENANCE	96
GARAGE & TRAILERING	100

APPAREL & HELMETS

RIDING GEAR	102
CASUALWEAR	104

KEEP YOUR STANDARDS HIGH

DESIGNED

POLARIS OFFERS THE BROADEST LINEUP OF ACCESSORIES AND MOST INNOVATIVE SOLUTIONS IN OFF-ROAD. EACH ONE IS METICULOUSLY CRAFTED TO MATCH YOUR MACHINE.



TESTED

BY THE TIME YOU GET THIS GEAR, PROTOTYPES HAVE GONE THROUGH HELL IN OUR LAB AND BEEN EXTENSIVELY TESTED IN THE FIELD. YOU RIDE WITH 100% CONFIDENCE.



TRUSTED

WE'VE EARNED RIDERS' TRUST OVER DECADES AND WE STAND BEHIND OUR WORK.

POLARIS® PARTNERS WITH THE BEST

We choose our partners carefully, selecting only the best in off-road. Every accessory is rigorously tested and validated at Polaris® standards, to ensure seamless integration and performance.

PRO ARMOR®




WHEELS & TIRES P. 66
LED LIGHTS P. 64



RIGID®

LED LIGHTS P. 64



KOLPIN®
OUTDOORS

ACCESSORIES P. 76



Otter®

ICE FISHING P. 80



MBQUART®

OFF-ROAD GRADE AUDIO P. 28



ENGINEERED FOR MORE

Leaders never stop pushing for more. An unrelenting pursuit of innovation, performance and unyielding dependability defines *RANGER*® as the Hardest Working. Smoothest Riding.® utility vehicle. Developed and tested along with the 2019 *RANGER* XP® 1000, Polaris Engineered Accessories™ are designed for seamless integration and simple installation, so riders can leverage the full capabilities of the machine and maximize efficiencies to get more done, year-round.

PRO

PRO HEAVY DUTY SERIES

WINCHES

INTEGRATED WINCH MOUNT & PRE-WIRED

Designated mounting points and pre-wired contactors ensure a perfect fit and the strongest place to attach the Polaris Engineered™ winch - the most dependable winch for your *RANGER*®. With wiring built right into the vehicle, we made this the easiest *RANGER*® winch ever made to install.

GLACIER® PLOW SYSTEM

INTEGRATED PLOW MOUNT

The attachment points for the best-in-class Glacier® Plow System are integrated right at the factory and feature an innovative drive-up and go installation process.

RANGER

PRO SHIELD™
CAB SYSTEM

THE TIGHTEST SEALING CAB

With the profile channels engineered into the roll cage, body plastics molded to seal and cab accessories designed to keep the elements out, the *RANGER* Pro Shield™ Cab System offers 3x better dust seal.

LOCK & RIDE®

CARGO BOX VERSATILITY

Lock & Ride® mounting locations allow for limitless customization to let you work the way you want.

POLARIS

PULSE™
Electrical System

PLUG & PLAY ELECTRICAL

A revolution in electrical accessory integration, the Polaris Pulse™ Electrical System allows for a simple plug & play approach for adding power to Polaris Engineered Accessories™.



ALL-SEASON PROTECTION



Look for the *RANGER PRO SHIELD™* Logo for the 4 components to customize your *RANGER®* with the industry's tightest sealing cab.




3x

BETTER DUST SEAL

A FRAME DESIGNED FOR A CAB
All *RANGER®* cab components fit perfectly to the contours of the *RANGER XP®* 1000 profile tube cab frame, floor and body panels, allowing for a 360° gasket seal, seamless fit and installation providing unprecedented protection from the elements.

AVAILABLE EXCLUSIVELY FOR
RANGER XP® 1000

- 1 CHOOSE YOUR ROOF
- 2 CHOOSE YOUR WINDSHIELD
- 3 CHOOSE YOUR REAR PANEL
- 4 CHOOSE YOUR DOORS



We set out to develop the best-performing, tightest-sealing cab on any utility Side x Side. Talk is cheap without proven results. Dust, water, noise – tested to military standards – all proved no trouble for for *RANGER Pro Shield™*.
The results speak for themselves.

THE RANGER PRO SHIELD™

MIL-STD 810G 510.5 DUST TEST

3x

BETTER DUST SEAL

// *RANGER PRO SHIELD™*

CAB SYSTEM DOMINATES THE ELEMENTS

MIL-STD 810G 506.5 RAIN TEST

1.5x

BETTER RAIN SEAL

// *RANGER PRO SHIELD™*

WIND TUNNEL TEST

2x

BETTER NOISE REDUCTION

// *RANGER PRO SHIELD™*

RANGER PRO SHIELD™ DOORS.

THE INS & OUTS

OF THE BEST DOORS IN THE BUSINESS

360° GASKET SEAL

Complete seal all the way around the door connecting to the machine, sealing out drafts, dust & moisture.

EASY TO CLEAN TPE LINER

Soft to the touch, but durable and easy to maintain.

AUDIO-READY

Integrated mounting points for MBQuart® Speakers.

VENTILATION OPTIONS

Choose from Power or Manual Crank to adjust windows.

BUILT-IN STORAGE

Easy to access 1639 cubic cm. of storage.

COMPLETE COVERAGE

Doors fit perfectly in the contours of the profile tube cab frame.

ULTIMATE CLARITY

Tempered Safety Glass, clear to see through and shatterproof.

COLOR MATCHED

Key-Color Matched accent panels available for all XP 1000 models.

EASY-ON/OFF HINGES

Once installed, the pin system allows for easy on & off.

DURABLE CONSTRUCTION

With a 2.5 cm tube steel frame these doors can handle the rigors of the off-road.

PROTECTION

Inner & Outer shells are made from high-quality, injection-molded plastics using a state-of-the-art process to shield from the elements and more.

AVAILABLE EXCLUSIVELY FOR
RANGER XP® 1000
SEE ALL DOOR OPTIONS ON P. 20

SUPERIOR

INTEGRATION

POLARIS®
ENGINEERED


POLARIS® PRO HD WINCHES + GLACIER® PLOW SYSTEMS

Right from the factory, your vehicle is built to make essential accessories like winches and plows easy to use day-in and day-out. Mounting brackets are designed into the oversized factory bumper and wiring is routed securely and properly. When it comes to *RANGER®*, Polaris Engineered Accessories™ make work easier so you can get more done.

PRO HEAVY DUTY SERIES WINCHES




POLARIS® PRO HD FEATURES




Tested **1,200+** pulls
at max load, it works
when you need it to



Built to withstand
-29° C temperatures



Sealed motor & heavy
duty gears **OPERATE
FULLY SUBMERGED
UNDERWATER**



**RAPID ROPE
RECOVERY**
5X faster rope retrieval



MILITARY
tested &
approved

PRE-WIRED CHASSIS

Dash mounted controls and wiring
are installed at the factory. Mount
the winch, connect the wires and
trust that everything is routed safely,
securely, and properly.

NO NEED TO CUT PANELS

FULLY INTEGRATED MOUNT & WIRING

GLACIER® PLOW SYSTEM



GLACIER® FEATURES



To install the plow, simply lift
the mount lock handle and
pull forward.



No loss of factory ground
clearance when not plowing.



Don't have to crawl under the
machine to release the plow blade
from the vehicle.



No trimming of vehicle plastic or fascia
required to mount plow or winch.

ANGLE YOUR BLADE RIGHT
FROM YOUR SEAT

25°

LEFT AND RIGHT



HUNT



Never transport a loaded firearm. Verify firearm is unloaded prior to mounting. Please refer to local laws and regulations regarding the requirements for the legal transport of firearms.

RANGER XP® 1000 EPS
Polaris® Pursuit® Camo

WORK



RANGER XP® 1000 EPS
Steel Blue

RANGER XP® 1000

MAKE IT YOURS.

WORK HARD AND GET IT DONE with Polaris Engineered Accessories™ for your **RANGER®**. Start with the ultimate in all-season performance and comfort with the best cab components in the industry. Then add in lighting, wheels, tires, a winch, Glacier® plows and more. Find everything you need to outfit your trusted partner for the task at hand.

RANCH



RANGER CREW® XP 1000 EPS
Sage Green

TRAIL



RANGER XP® 1000 EPS
Magnetic Gray

RANGER XP® 1000 BUILD THE RIGHT TOOL FOR THE JOB.

CAB COMFORT WITH THE RANGER PRO SHIELD® CAB SYSTEM

- ☐ Roof Pg 14
- ☐ Windshield Pg 16
- ☐ Rear Panel Pg 17
- ☐ Doors Pg 20
- ☐ Cab Comfort Pg 24
- ☐ Off-Road Grade Audio Pg 28

MAKE WORK EASIER WITH THE RIGHT TOOLS FOR THE JOB

- ☐ Polaris® Winches Pg 54
- ☐ Rigid® & Pro Armor® Lighting Pg 64
- ☐ Kolpin® & Polaris® Hunting Acces. Pg 76
- ☐ Cargo Bed Storage Options Pg 48
- ☐ GLACIER® Plow Systems Pg 58
- ☐ Pro Armor® Wheels & Tires Pg 66

THE RIGHT STUFF TO MAINTAIN YOUR RANGER®

- ☐ Oil & Lubricants Pg 94
- ☐ Maintenance Parts Pg 96

EVERYTHING YOU NEED TO GEAR UP FOR THE RIDE

- ☐ Apparel & Helmets Pg 106

OVERHEAD PROTECTION

TO SHIELD AGAINST DRIVING RAIN OR THE BLISTERING SUN, a roof is the first must-have of the Polaris Engineered™ cab components. Choose from poly, steel or canvas, and get on your way with protective peace of mind.

POLY


Lightweight, durable and impact-resistant. A poly roof can take the abuse of a tough trail and still protect.

ROOF LINERS

Get a touch of premium comfort, reduce cab noise and hide wiring. Roof liners are included with all premium poly roofs, add a roof liner to your sport roof for added fit and finish.

PREMIUM ROOF - POLY

- » POLARIS® PURSUIT® CAMO • 2882913
 - » BLACK • 2882912
- XP 1000 '17-19



SPORT ROOF - POLY TOP SELLER

- » BLACK • 2882911
- XP 1000 '17-19



PREMIUM ROOF LINER

- » 2882914
- XP 1000 '17-19
- * WORKS WITH 2882911, 2882912, 2882913



PREMIUM & SPORT ROOF FEATURES

MULTI-FUNCTION LIGHT READY

WINDSHIELD WIPER & WASHER SYSTEM WIRING READY

SOUND ABSORBING LINER

POLARIS PULSE® INTEGRATION

AUDIO READY



SEE AUDIO OPTIONS ON P. 28

PREMIUM ROOF CREW - POLY

- » POLARIS® PURSUIT® CAMO PREMIUM • 2883277 NEW
- CREW XP 1000 '17-19
- * ROOF LINER INCLUDED WITH CAMO



SPORT ROOF CREW - POLY TOP SELLER

- » BLACK • 2883274 NEW
- CREW XP 1000 '17-19



PREMIUM ROOF CREW LINER

- » 2883457 NEW
- CREW XP 1000 '17-19



POLARIS PULSE® Electrical System PLUG & PLAY

ADD POWER TO PREMIUM & SPORT ROOFS - P. 26
ONLY ON XP 1000 & CREW XP 1000

STEEL

For the ultimate in strength and protection.

CANVAS

Lightweight and easy to clean. Canvas roofs install simply and store easily.

HD ROOF - STEEL

- » 2879881
- XP 1000 '17-19
- * ROOF LINER INCLUDED

LIGHTWEIGHT ROOF - CANVAS

- » 2879039
- XP 1000 '17-19


HD ROOF CREW - STEEL

- » 2880334
- CREW XP 1000 '17-19

LIGHTWEIGHT ROOF CREW - CANVAS

- » 2879898
- CREW XP 1000 '17-19

POLARIS ENGINEERED™ ADVANTAGES



SEALED COVERAGE

Just as roof shingles overlap for seamless coverage, roofs extend over other cab components to add even more protection against the elements, delivering the best fit - and the best seal.



KEEP MOISTURE MOVING

Keep precipitation moving with integrated roof water channels that direct water away from the cab even when you're stationary.



PREMIUM FINISH & QUIETER RIDE

Roof liners provide a clean look by hiding wiring, and absorb noise for a quieter ride.




REVOLUTIONARY INSTALLATION

Roofs install directly into mounting points in the cab frame.

ULTIMATE CLARITY
WITH GLASS

FOR THE ULTIMATE IN SCRATCH RESISTANCE AND CLARITY, nothing beats glass. It has the most optical clarity of any windshield material, so you can keep riding regardless of the weather. Reduce the dust swirl from the windshield and roof by adding a rear panel to keep the cab clean and comfortable.



TEMPERED SAFETY GLASS

For the ultimate in scratch resistance, tempered safety glass is the top choice. Optically, it is the clearest glass available, and because it is tempered, it's shatterproof.

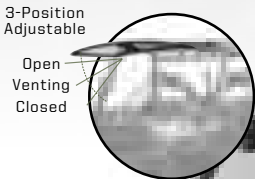
POLARIS ENGINEERED™
ADVANTAGES



AIRTIGHT GASKET SEAL

RANGER® windshields feature a 360° gasket seal, preventing moisture and dust from entering the cab.

WINDSHIELDS



WIPER READY

TIP-OUT WINDSHIELD - GLASS

TOP SELLER

- Offers 3 positions-open, closed and vented
- Automotive-style curved glass and vented
- Scratch-resistant safety glass
- Improved interior sound dampening and optimized visibility
- Bolt-on design installs directly on the cab frame
- Designated mounting locations
- Gas shocks assist in easy opening and closing
- 360° gasket for reliable protection and comfort

» 2882874

XP 1000 '18-19, CREW XP 1000 '19



REAR PANELS

REDUCE IN-CAB DUST SWIRL BY ADDING A REAR PANEL

With a windshield and roof installed, turbulent air develops behind the cab. Add a rear panel to reduce dust intrusion from this swirl.



LOCK & RIDE

REAR PANEL - SLIDING GLASS

- Sliding window provides ventilation, cab comfort and access to cargo in rear box

» 2879015

XP 1000 '17-19, CREW XP 1000 '17-19



LOCK & RIDE

REAR PANEL - GLASS

TOP SELLER

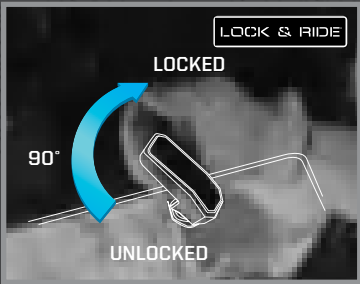
» 2879013

XP 1000 '17-19, CREW XP 1000 '17-19



MULTI-FUNCTION FEATURES

Venting options are useful for controlling airflow into the cab. This allows you to regulate the temperature inside. A low-profile exterior framework on the windshields gives an unobstructed field of vision.



REVOLUTIONARY
INSTALLATION

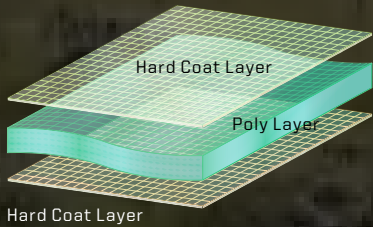
Every Lock & Ride® windshield utilizes a unique clamp that secures your windshield with the perfect amount of hold for rough trail conditions, yet still allows for easy, tool-less removal.

DURABLE POLY PROTECTION

LIGHT AND FLEXIBLE, poly is impact-resistant, providing long-term value and protection. Whether you choose hard coat or general poly, you can hit the trail or job site with confidence, protection, and durability.

HARD COAT POLY

Poly windshields covered by hard coat provide **30x MORE** scratch resistance than any standard poly windshields.



POLARIS ENGINEERED™ ADVANTAGES



AIRTIGHT GASKET SEAL

RANGER® windshields feature a 360° gasket seal, preventing moisture and dust from entering the cab.

WINDSHIELDS



LOCK & RIDE FULL WINDSHIELD VENTED - HARD COAT POLY **TOP SELLER**

- Frameless design for maximum visibility
- Added vents for airflow on a hot day or defrosting on a cold day

» 2883266
XP 1000 '17-19, CREW XP 1000 '17-19



LOCK & RIDE FULL WINDSHIELD - HARD COAT POLY

- Frameless design for maximum visibility

» 2883300
XP 1000 '17-19, CREW XP 1000 '17-19

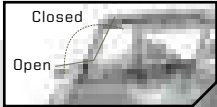


ADD ALL-WEATHER VISIBILITY
WINDSHIELD WIPER & WASHER SYSTEM
P. 24

HARD COAT POLY WINDSHIELD WIPER & WASHER SYSTEM MOUNTING BRACKET

- Required to use wiper on 2883266 or 2883300

» 2207624



FLIP-DOWN WINDSHIELD - HARD COAT POLY

- Two venting options: fully sealed, flip-down or remove upper half for some protection with maximum ventilation

» 2883261
XP 1000 '18-19, CREW XP 1000 '19



LOCK & RIDE FULL WINDSHIELD - POLY

- Frameless design for maximum visibility

» 2883278
XP 1000 '17-19, CREW XP 1000 '17-19



LOCK & RIDE HALF WINDSHIELD - POLY

- Deflects air flow from straight on, but still provides air flow in the cab

» 2883301
XP 1000 '17-19, CREW XP 1000 '17-19

REAR PANELS

REDUCE IN-CAB DUST SWIRL BY ADDING A REAR PANEL

With a windshield and roof installed, turbulent air develops behind the cab. Add a rear panel to reduce dust intrusion from this swirl.



LOCK & RIDE REAR PANEL - POLY POLARIS® PURSUIT® CAMO **NEW**

- Strong, thick polycarbonate provides outstanding impact and scratch resistance
- Installs in contours of cab frame with 360° gasketing for outstanding protection, comfort, fit and finish

» 2883774
XP 1000 '17-19, CREW XP 1000 '17-19



LOCK & RIDE REAR PANEL - POLY CLEAR **NEW TOP SELLER**

- Strong, thick polycarbonate provides outstanding impact and scratch resistance
- Installs in contours of cab frame with 360° gasketing for outstanding protection, comfort, fit and finish

» 2883773
XP 1000 '17-19, CREW XP 1000 '17-19



LOCK & RIDE REAR PANEL - CANVAS/POLY

- Heavy-duty cinch-tight buckles for a snug, secure fit
- Panel installs easily into integrated mounting locations

» 2879040
CREW XP 1000 '17-18

VENTING OPTIONS

Venting options are useful for controlling airflow into the cab. This allows you to regulate the temperature inside.



REVOLUTIONARY INSTALLATION

Every Lock & Ride® windshield utilizes a unique clamp that secures your windshield with the perfect amount of hold for rough trail conditions, yet still allows for easy, tool-less removal.



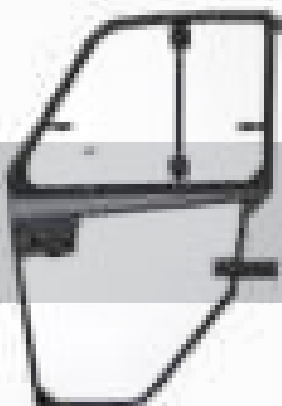



RANGER XP[®] 1000





CHOOSE THE
RIGHT DOOR
FOR YOU.



DOOR STYLES

PREMIUM POLY DOORS			POLY DOORS		CANVAS DOORS	
POWER WINDOW DOORS	MANUAL CRANK WINDOW DOORS	HALF DOORS		RANGER [®] HUNTER DOORS	RANGER [®] CLEARVIEW DOORS	ZIP WINDOW DOORS
						

KEY FEATURES














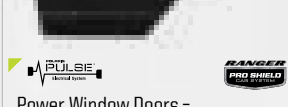




















RANGER PRO SHIELD [™] CAB SYSTEM							
WINDOW TYPE	GLASS	GLASS			GLASS	GLASS	CLEAR POLY
WINDOW VENTILATION	POWER	MANUAL CRANK	OPEN TOP		HINGED	HINGED	ZIPPED
VISIBILITY	UPPER	UPPER	UPPER		UPPER	UPPER + LOWER	UPPER + PARTIAL LOWER
STORAGE COMPARTMENT	STANDARD	STANDARD	STANDARD				
AUDIO-READY / SPEAKER MOUNT	STANDARD, PRE-WIRED	STANDARD					
PREMIUM TPE LINER	STANDARD	STANDARD	STANDARD				
SPECIAL FEATURES	BUILT-IN FLOOR LIGHT, COLORED ACCENT PANELS AVAILABLE	COLORED ACCENT PANELS AVAILABLE	COLORED ACCENT PANELS AVAILABLE		DURABLE POLY CONSTRUCTION, POLARIS [®] PURSUIT [™] CAMO	DURABLE POLY CONSTRUCTION	AVAILABLE IN POLARIS [®] PURSUIT [™] CAMO

Premium Doors shown with optional accent panels, see page 22 for more details.

- TPE Inside liner is soft to the touch & easy to clean
- Interior & Exterior easy to use handles
- Built-in storage
- 2.5 cm Tube frames & injection molded rigid plastic
- Pre-designated mounts for speakers (front doors only)
- Integrated panels, allowing for color matching customization

See more detail on p. 20

GET UNMATCHED PERFORMANCE AND THE BEST SEAL
with the *RANGER Pro Shield™* Cab System door line.

Premium Poly Doors					Poly Doors		Canvas Doors	
Power Window		Manual Crank Window	Half	Exterior Door Accent Panels	RANGER® Hunter	RANGER® ClearView	ZIP WINDOW	
• The ultimate door offering power windows, switches mounted on the door and built-in floor light.		• A premium, door offering manual crank windows for airflow adjustment in the cab.	• Provides lower protection from the off-road with an open-air experience.	• Replace stock gloss black accent panels with color-matched accent panels • Painted plastic and clear-coated for UV protection • Install easily with a single screw • Comes as a pair	• Tough clear poly shell extends from the bottom of the door until it meets the upper-hinged glass window • Premium Polaris® Pursuit® Camo pattern offers extensive camo coverage	• Deliver nearly uninterrupted visibility and maximum ambient lighting inside the cab • Tough clear poly shell extends from the bottom of the door until it meets the upper-hinged glass window	• Lightweight, durable protection with adjustable zipper ventilation and see-through bottom panel.	
Premium Doors come with Gloss Black Exterior Door Accent Panels, images below are shown with the optional Exterior Door Accent Panels.					Color	Front Part Number XP 1000 '18-19, CREW XP 1000 '19	Rear Part Number CREW XP 1000 '19	
FRONT DOORS (SET OF 2) XP 1000 '18-19, CREW XP 1000 '19						Polaris® Pursuit® Camo 2882870-587	NEW 2883829-587	
						NEW Steel Blue 2882870-765		
						NEW Pearl White 2882870-566	NEW 2883829-566	
						NEW Magnetic Gray 2882870-603		
						NEW 20th Anniversary Edition / Maroon Metallic 2882870-754	NEW 2883829-754	
REAR DOORS (SET OF 2) CREW XP 1000 '19		The Power Window Door is not an available option for the rear, the Manual Crank Window Door is recommended.				Sage Green 2882870-560	NEW 2883829-560	
						Titanium Matte Metallic 2882870-632		
						Sunset Red Metallic 2882870-520	NEW 2883829-520	
						Suede Metallic 2882870-577		
					RANGER® Hunter Doors - Polaris® Pursuit® Camo	RANGER® ClearView Doors	Zip Window Doors - Canvas - Black	
					2883229	2882901	2882902	
					RANGER® Hunter Doors - Polaris® Pursuit® Camo	RANGER® ClearView Doors - Rear	Zip Window Doors - Canvas - Polaris® Pursuit® Camo	
					2883633	2883632	2882903	
					RANGER® Hunter Doors - Rear - Polaris® Pursuit® Camo	RANGER® ClearView Doors - Rear	Zip Window Doors - Canvas - Black	
					2883633	2883632	2883634	

ADD COMFORT AND CAPABILITY

XP 1000 CAB COMFORT

8-VENT HEATER & DEFROST SYSTEM

- Easily control the climate inside your cab in any season
- Helps defrost windshields & keeps you warm or cool
- Heat & fan dash-mounted controls
- Manual vents

» 2882753
XP 1000 '18-19, CREW XP 1000 '19

HEATED SEAT SYSTEM

- Increase your comfort in the colder months with heated seats
- Installs into stock seats

» 2882905
XP 1000 '18-19, CREW XP 1000 '19
CREW: FITS FRONT SEATS ONLY

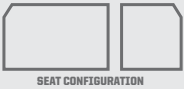



FLOOR MATS

» 2882780
XP 1000 '18-19, CREW XP 1000 '19
CREW: FITS FRONT SEATS ONLY

POLARIS® RANGER XP® FULL-SIZE SEATSAVER® - SPLIT BENCH SEAT

- Covers the back & bottom of seat
 - » REALTREE XTRA® CAMO • 2883244-587
 - » CARHARTT® BROWN • 2883244-218
 - » CARHARTT® GRAVEL • 2883244-458
- XP 1000 '18-19, CREW XP 1000 '19
CREW: FITS FRONT SEATS ONLY




CAB SEAL SYSTEM - 3 SEAT (INCLUDED WITH PREMIUM & POLY DOORS)

- Included in all Premium & Poly Doors
- » 2883253
XP 1000 '18-19, CREW XP 1000 '19



NOISE REDUCTION SYSTEM

» 2883489
XP 1000 '18-19, CREW XP 1000 '19



With Polaris PULSE™ it's easy to add all your electrical accessories. See p. 26 to learn more.

XP 1000 CAB CONVENIENCE

WINDSHIELD WIPER & WASHER SYSTEM



» 2882754
XP 1000 '18-19, CREW XP 1000 '19

HARD COAT POLY WINDSHIELD WIPER & WASHER SYSTEM MOUNTING BRACKET

» 2207624
REQUIRED TO USE WIPER ON 2883266 OR 2883300

MULTI-FUNCTION CAB LIGHT



- LED dome light provide, white, red, green and blue lighting options
- Battery-operated and recharges when the vehicle is on
- Can be removed to use as a flashlight in and around your vehicle



- Red light is great for reading maps
- Green light is perfect for navigating in the dark
- Blue light is ideal for night riding



» 2882871
XP 1000 '18-19, CREW XP 1000 '19

HORN



» 2882764
XP 1000 '18-19, CREW XP 1000 '19

REVERSE WARNING ALERT

» 2883246
XP 1000 '18-19, CREW XP 1000 '19

WORK BEACON LED LIGHT

- 15.2 m of illumination 360° around your vehicle
- Ideal for plowing, hunting and nighttime utility work
- Break-away construction protects the light in areas with tight clearance
- Mounted to the vehicle on the rear of the ROPS
- Easily hinge the light up during use and hinge it down when in transit

» 2883265
XP 1000 '18-19, CREW XP 1000 '19
Items Required for Installation:
Polaris PULSE® Wiring Harness - 1 LED Light Bar (2883230)

LARGE REAR VIEW MIRROR

TOP SELLER

» 2879969
XP 1000 '17-19, CREW XP 1000 '17-19



WIDE ANGLE REAR VIEW MIRROR

- Large 6.4 cm x 35.6 cm adjustable convex mirrored surface gives you a full-spectrum view

» 2881439
XP 1000 '17-19, CREW XP 1000 '17-19



POLARIS® REMOTE GARAGE DOOR OPENER BY HOMELINK®

- HomeLink® technology allows you to control up to two garage doors
- » 2882082
CREW XP 1000 '17
⚠ Requires Battery Connection Cable 2879685





EASILY ADD ELECTRICAL
ACCESSORIES

ADD **XP 1000** ELECTRICAL SYSTEM ACCESSORIES IN 4 EASY STEPS



2018-19 RANGER XP® 1000 &
2019 RANGER CREW XP® 1000



Polaris PULSE™ is a revolutionary way to provide additional power locations on your vehicle, and makes adding electrical accessories a snap. Electrical accessories, such as dome lights or audio are easier to install on the roof, with designated routing areas and easy plug and play connections. Look for  to identify Polaris PULSE™ ready accessories.

STEP 1

CHOOSE A POLARIS PULSE™ READY ROOF	3-SEAT	CREW
Premium Roof - Poly - Polaris® Pursuit® Camo	2882913	2883277
Premium Roof - Poly - Black	2882912	
Sport Roof - Poly - Black	2882911	2883274

STEP 2

ADD THE POLARIS PULSE™ ROOF &	3-SEAT	CREW
Polaris PULSE™ Roof &	2882904	2882904

STEP 3 ADD ACCESSORIES

POWER WINDOW DOORS	3-SEAT	CREW
Power Window Doors - Poly - Black	2882562	2882562
Polaris PULSE™ Wiring Harness - Crew Extension		2883231

WINDSHIELD WIPER & WASHER SYSTEM	3-SEAT	CREW
Windshield Wiper & Washer System	2882754	2882754
Polaris PULSE™ Wiring Harness - Crew Extension		2883231

AUDIO: VISOR AUDIO + REAR SPEAKERS	3-SEAT	CREW
Bluetooth®, Apple® Control, AM/FM Visor Stereo & 10 x 16.5 cm Speakers by MB Quart®	2882888	2882888
5 x 16.5 cm 2-Way Rear Roof Speakers by MB Quart®	2882876	2882876
Polaris PULSE™ Wiring Harness - Crew Extension		2883231

AUDIO: DASH RADIO & VISOR SPEAKERS*	3-SEAT	CREW
Bluetooth®, Apple® Control, AM/FM Dash Stereo & 5 x 13 cm Speakers by MB Quart®	2882750	2882750
10 x 16.5 cm 2-Way Visor Speakers by MB Quart®	2882891	2882891
Polaris PULSE™ Wiring Harness - Crew Extension		2883231

MULTI-FUNCTION DOME LIGHT	3-SEAT	CREW
Multi-Function Cab Light (Front) †	2882871	2882871
Polaris PULSE™ Wiring Harness - Crew Extension		2883231


*To add a Multi-Function Dome light for rear passengers, simply add an additional 2882871

*The FM Frequency range is from 88 to 108 and only on the odds (i.e. 88.1, 88.3, etc.).

STEP 4

CONCEAL WIRING FOR A FINISHED, COMFORTABLE LOOK	3-SEAT	CREW
Premium Roof Liner	2882914	2883457

EASILY ADD LIGHTING WITH POLARIS PULSE™



With Polaris Pulse™ it's easy to add Rigid® and Pro Armor® lighting to your RANGER®, all LED Light bars listed on pages 64-65 are Polaris Pulse™ ready, making installation that much easier.

POLARIS PULSE™ LIGHT BAR WIRING LOCATIONS

- FRONT BUMPER
- ROOF - FRONT MOUNTED
- ROOF - REAR MOUNTED
- *CREW ROOF (REAR MOUNTED REQUIRES EXTENSION)

1 LIGHT WITH 1 SWITCH

• Polaris PULSE™ Wiring Harness - 1 LED Light Bar • 2883230 •

2 LIGHTS WITH 1 SWITCH

• Polaris PULSE™ Wiring Harness - 1 LED Light Bar • 2883230 •
• Y-Harness • 2879860 •

2 LIGHTS WITH 2 SWITCHES

• Polaris PULSE™ Wiring Harness - 1 LED Light Bar • 2883230 •
• Polaris PULSE™ Wiring Harness - 1 LED Light Bar • 2883230 •

EXTENSIONS FOR CREW

• Polaris PULSE™ Wiring Harness - 1 LED Light Bar - Crew Extension • 2883231 •

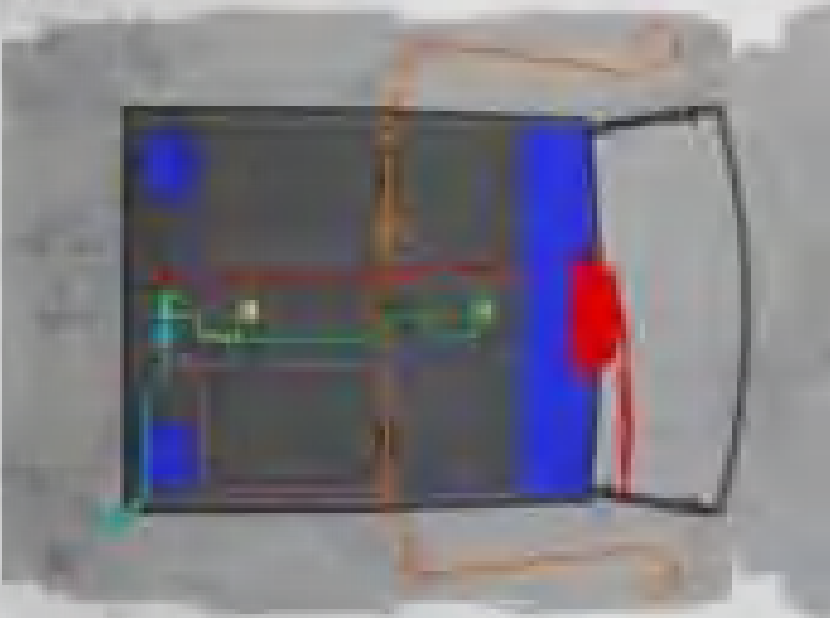
POLARIS PULSE™ UNDERHOOD BUS BAR



THE FOLLOWING ACCESSORIES EASILY PLUG INTO THE FACTORY INSTALLED POLARIS PULSE™ UNDER THE HOOD:

8-Vent Heater & Defrost System, Heated Seats	P. 24
Bluetooth®, Apple® Control, AM/FM Dash Stereo & 5 x 13 cm Speakers by MB Quart®	P. 29
Horn	P. 25
Plow Controller	P. 57
Light Bars	P. 64

POLARIS PULSE™ READY ROOF WIRING EXAMPLE



CREW XP 1000 POLARIS PULSE™ WIRING SHOWN

OFF-ROAD GRADE AUDIO

MB Quart®, combined with Polaris®, engineers Off-Road Grade Audio equipment that's proven to deliver the loudest, crispest sound in the harshest conditions. Rain, snow, mud, heat, cold, dust – **ANY PLACE YOUR RANGER® EXCELS, SO WILL YOUR AUDIO.**



RAIN

SNOW

MUD

SAND

OFF-ROAD
GRADE AUDIO

MBQUART®

BUILD YOUR SYSTEM

1 SELECT YOUR
HEAD UNIT p. 31

2 CHOOSE YOUR
SPEAKERS p. 31

3 FIND YOUR
SYSTEM p. 32-33

HEAD UNITS WITH SPEAKERS

These solutions get you well on your way to hitting the trails with your favorite tunes. Each features head units, allowing you to control audio delivery. Both the Dash Stereo and Visor Stereo are all-in-one solutions that can serve as the base and expanded system with more speakers.



BLUETOOTH®, APPLE® CONTROL, AM/FM
DASH STEREO & 5 X 13 CM
SPEAKERS BY MB QUART®

- All-in-one solution for giving your vehicle a performance-ready sound system
- AM/FM tuner with external antenna for reliable reception
- Powerful 45-watt x 4 channel amplifier
- Two off-road grade 13 cm speakers
- USB input and Bluetooth® compatible for wireless streaming
- System mounts into pre-designated mounting locations in the vehicle dash
- Easily add on other components to customize system

» 2882750
XP 1000 '18-19, CREW XP 1000 '19

» 2882030
CREW XP 1000 '17-18
▲ Requires Battery Connection Cable



BLUETOOTH®, APPLE® CONTROL,
AM/FM VISOR STEREO &
10 X 16.5 CM SPEAKERS BY MB QUART®

- One-step audio solution for your off-road vehicle audio system
- AM/FM/USB/Bluetooth® stereo with external antenna for reliable reception
- Integrated 300-watt amplifier
- Four 16.5 cm off-road grade coaxial speakers with 2cm titanium dome tweeters
- Remote mount USB/3.5mm input plug for a dash panel
- Includes all of the necessary mounting hardware and new plug for wiring

» 2882888
XP 1000 '18-19, CREW XP 1000 '19

ADD-ON SPEAKERS

Your **RANGER®** is ready for work, but is it ready to entertain?
From a simple two-speaker setup to a complete system
– BUILD IT YOUR WAY.



5 X 16.5 CM 2-WAY
REAR ROOF SPEAKERS
BY MB QUART®

- Enhance any audio system in your **RANGER®**
- Two 16.5 cm off-road grade coaxial speakers with 2 cm titanium dome tweeters
- Installs in the rear corners of the roof with simple hand tools
- Connects to either the Dash Audio Kit or the Premium Audio Visor

» 2882876
XP 1000 '18-19, CREW XP 1000 '19



5 X 16.5 CM 2-WAY DOOR
SPEAKERS BY MB QUART®

- Uncompromising sound quality & performance
- Two 16.5 cm off-road grade coaxial speakers with 2 cm titanium dome tweeters
- IPX67 rated
- Kit includes mounting hardware/harness and installs in minutes using simple hand tools

» 2882889
XP 1000 '18-19, CREW XP 1000 '19



10 X 16.5 CM 2-WAY VISOR SPEAKERS
BY MB QUART®

- Integrated 300-watt amplifier
- Four 16.5 cm off-road grade coaxial speakers with 2 cm titanium dome tweeters
- Installs easily under the **RANGER®** roof using simple hand tools
- 6 switch blanks offer convenient locations for additional switched accessories

» 2882891
XP 1000 '18-19, CREW XP 1000 '19



BLUETOOTH®, APPLE® CONTROL, AM/FM
DASH STEREO AMPLIFIER BY MB QUART®

- This add-on amplifier is used when adding additional speakers. See charts on following page for when necessary

» 2883408
XP 1000 '18-19, CREW XP 1000 '19

HEAD UNIT DASH STEREO & SPEAKERS

AUDIO SYSTEMS

10
SPEAKERS

HEAD UNIT

2882750 Dash Stereo

SPEAKERS

2882876 Rear Roof Speakers*
2882889 Door Speakers**
2882891 Visor Speakers

HARNESSES

2882904 Polaris PULSE™ Roof 6*

XP 1000 '18-19, CREW XP 1000 '19

8
SPEAKERS

HEAD UNIT

2882750 Dash Stereo

SPEAKERS

2882889 Door Speakers**
2882891 Visor Speakers

HARNESSES

2882904 Polaris PULSE™ Roof 6*

XP 1000 '18-19, CREW XP 1000 '19

8
SPEAKERS

HEAD UNIT

2882750 Dash Stereo

SPEAKERS

2882876 Rear Roof Speakers*
2882891 Visor Speakers

HARNESSES

2882904 Polaris PULSE™ Roof 6*

XP 1000 '18-19, CREW XP 1000 '19

6
SPEAKERS

HEAD UNIT

2882750 Dash Stereo

SPEAKERS

2882891 Visor Speakers

HARNESSES

2882904 Polaris PULSE™ Roof 6*

XP 1000 '18-19, CREW XP 1000 '19

6
SPEAKERS

HEAD UNIT

2882750 Dash Stereo

SPEAKERS

2882876 Rear Roof Speakers*
2882889 Door Speakers**

HARNESSES

2883408 Amplifier

XP 1000 '18-19, CREW XP 1000 '19

6
SPEAKERS

HEAD UNIT

2882750 Dash Stereo

SPEAKERS

2882876 Rear Roof Speakers*

HARNESSES

None Required

XP 1000 '18-19, CREW XP 1000 '19

4
SPEAKERS

HEAD UNIT

2882750 Dash Stereo

SPEAKERS

2882889 Door Speakers**

HARNESSES

None Required

XP 1000 '18-19, CREW XP 1000 '19

2
SPEAKERS

HEAD UNIT

2882750 Dash Stereo

HARNESSES

None Required

XP 1000 '18-19, CREW XP 1000 '19

2
SPEAKERS

HEAD UNIT

2882030 Dash Radio*

HARNESSES

2879685 Battery Connection
CREW XP 1000 '17-18

*The FM Frequency range is from 88 to 108 and only on the odds (i.e. 88.1, 88.3, etc.).

HEAD UNIT VISOR STEREO

8
SPEAKERS

HEAD UNIT

2882888 Visor Stereo

SPEAKERS

2882876 Rear Roof Speakers*
2882889 Door Speakers**

HARNESSES

2882904 Polaris PULSE™ Roof 6*

XP 1000 '18-19, CREW XP 1000 '19

6
SPEAKERS

HEAD UNIT

2882888 Visor Stereo

SPEAKERS

2882876 Rear Roof Speakers*

HARNESSES

2882904 Polaris PULSE™ Roof 6*

XP 1000 '18-19, CREW XP 1000 '19

6
SPEAKERS

HEAD UNIT

2882888 Visor Stereo

SPEAKERS

2882889 Door Speakers**

HARNESSES

2882904 Polaris PULSE™ Roof 6*

XP 1000 '18-19, CREW XP 1000 '19

4
SPEAKERS

HEAD UNIT

2882888 Visor Stereo

HARNESSES

2882904 Polaris PULSE™ Roof 6*

XP 1000 '18-19, CREW XP 1000 '19



XP 1000 '18-19, CREW XP 1000 '19
* POLARIS PULSE™ READY ROOF REQUIRED - 3-SEAT: 2882911, 2882912 OR 2882913; CREW: 2883277 OR 2883274 AND POLARIS PULSE™ CREW EXTENSION 2893231
** REQUIRES DOORS: 2882562, 2882561 OR 2882559
*** TOTAL INCLUDES REQUIRED ITEM: 2883231 POLARIS PULSE™ CREW EXTENSION

3-SEAT & CREW

XP 1000

ROOFS

GLASS WINDSHIELDS & REAR PANELS

POLY WINDSHIELDS & REAR PANELS

DOORS

CAB COMFORT

AUDIO

STORAGE & PROTECTION

HUNT



RANGER XP® 900 EPS
Military Tan

WORK



RANGER CREW® XP 900 EPS
Turbo Silver

RANGER XP® 900

MAKE IT YOURS.

WORK HARD AND GET IT DONE with Polaris Engineered Accessories™ for your **RANGER®**. Start with the ultimate in all-season performance and comfort with the best cab components in the industry. Then add in lighting, wheels, tires, a winch, Glacier® plows and more. Find everything you need to outfit your trusted partner for the task at hand.

RANCH



RANGER XP® 900 EPS
Sage Green

TRAIL



RANGER XP® 900 EPS
Orange Madness

RANGER XP® 900 BUILD THE RIGHT TOOL FOR THE JOB.

CAB COMFORT WITH THE RANGER PRO SHIELD® CAB SYSTEM

- ☐ Roof Pg 36
- ☐ Windshield Pg 38
- ☐ Rear Panel Pg 39
- ☐ Doors Pg 42
- ☐ Cab Comfort Pg 44
- ☐ Off-Road Grade Audio Pg 45

MAKE WORK EASIER WITH THE RIGHT TOOLS FOR THE JOB

- ☐ Polaris® Winches Pg 54
- ☐ Rigid® & Pro Armor® Lighting Pg 64
- ☐ Kolpin® & Polaris® Hunting Acces. Pg 76
- ☐ Cargo Bed Storage Options Pg 48
- ☐ GLACIER® Plow Systems Pg 58
- ☐ Pro Armor® Wheels & Tires Pg 66

THE RIGHT STUFF TO MAINTAIN YOUR RANGER®

- ☐ Oil & Lubricants Pg 94
- ☐ Maintenance Parts Pg 96

EVERYTHING YOU NEED TO GEAR UP FOR THE RIDE

- ☐ Apparel & Helmets Pg 106

OVERHEAD
PROTECTION

TO SHIELD AGAINST DRIVING RAIN OR THE BLISTERING SUN, a roof is the first must-have of the Polaris Engineered™ cab components. Choose from poly, steel or canvas, and get on your way with protective peace of mind.

POLY

Lightweight, durable and impact-resistant. A poly roof can take the abuse of a tough trail and still protect.

ROOF LINERS

Get a touch of premium comfort, reduce cab noise and hide wiring. Roof liners are included with all premium poly roofs.

STEEL

For the ultimate in strength and protection.

CANVAS

Lightweight and easy to clean. Canvas roofs install simply and store easily.

PREMIUM ROOF - POLY

- » POLARIS® PURSUIT® CAMO • 2882913
- » BLACK • 2882912
- XP 900 '13-19, DIESEL '15-18
- * INCLUDES ROOF LINER

SPORT ROOF - POLY TOP SELLER

- » BLACK • 2882911
- XP 900 '13-19, DIESEL '15-18

PREMIUM ROOF LINER

- » 2882914
- XP 900 '13-19, DIESEL '15-18
- * WORKS WITH 2882911, 2882912, 2882913

HD ROOF - STEEL

- » 2879881
- XP 900 '13-19, DIESEL '15-18
- * ROOF LINER INCLUDED

LIGHTWEIGHT ROOF - CANVAS

- » 2879039
- XP 900 '13-19, DIESEL '15-18

PREMIUM ROOF CREW - POLY NEW

- » POLARIS® PURSUIT® CAMO • 2883277
- CREW XP 900 '14-19, CREW DIESEL '15-18
- * ROOF LINER INCLUDED WITH CAMO

SPORT ROOF CREW - POLY NEW TOP SELLER

- » BLACK • 2883274
- CREW XP 900 '14-19, CREW DIESEL '15-18

PREMIUM ROOF CREW LINER NEW

- » 2883457
- CREW XP 900 '14-19, CREW DIESEL '15-18


HD ROOF CREW - STEEL

- » 2880334
- CREW XP 900 '14-18, CREW DIESEL '15-18

LIGHTWEIGHT ROOF CREW - CANVAS

- » 2879898
- CREW XP 900 '14-19, CREW DIESEL '15-18

POLARIS ENGINEERED™
ADVANTAGES



SEALED COVERAGE

Just as roof shingles overlap for seamless coverage, roofs extend over other cab components to add even more protection against the elements, delivering the best fit – and the best seal.



KEEP MOISTURE MOVING

Keep precipitation moving with integrated roof water channels that direct water away from the cab even when you're stationary.



PREMIUM FINISH & QUIETER RIDE

Roof liners provide a clean look by hiding wiring, and absorb noise for a quieter ride.




REVOLUTIONARY INSTALLATION

Roofs install directly into mounting points in the cab frame.

ULTIMATE CLARITY
WITH GLASS

FOR THE ULTIMATE IN SCRATCH RESISTANCE AND CLARITY, nothing beats glass. It has the most optical clarity of any windshield material, so you can keep riding regardless of the weather. Reduce the dust swirl from the windshield and roof by adding a rear panel to keep the cab clean and comfortable.



TEMPERED SAFETY GLASS

For the ultimate in scratch resistance, tempered safety glass is the top choice. Optically, it is the clearest glass available, and because it is tempered, it's shatterproof.




POLARIS ENGINEERED™
ADVANTAGES



AIRTIGHT GASKET SEAL

RANGER® windshields feature a 360° gasket seal, preventing moisture and dust from entering the cab.

WINDSHIELDS



WIPER READY

TIP-OUT WINDSHIELD - GLASS

TOP SELLER

- Offers 3 positions-open, closed and vented
- Automotive-style curved glass and vented
- Scratch-resistant safety glass
- Improved interior sound dampening and optimized visibility
- Gas shocks assist in easy opening and closing
- Bolt-on design installs directly on the cab frame
- Designated mounting locations
- 360° gasket for reliable protection and comfort

» 2882189

XP 900 '14-19, CREW XP 900 '14-19, DIESEL '15-18, CREW DIESEL '15-18



ADD ALL-WEATHER VISIBILITY
WINDSHIELD WIPER & WASHER SYSTEM
P. 44

LOCK & RIDE

FULL WINDSHIELD - GLASS

TOP SELLER

- Provides the highest level of scratch resistance

» 2882191

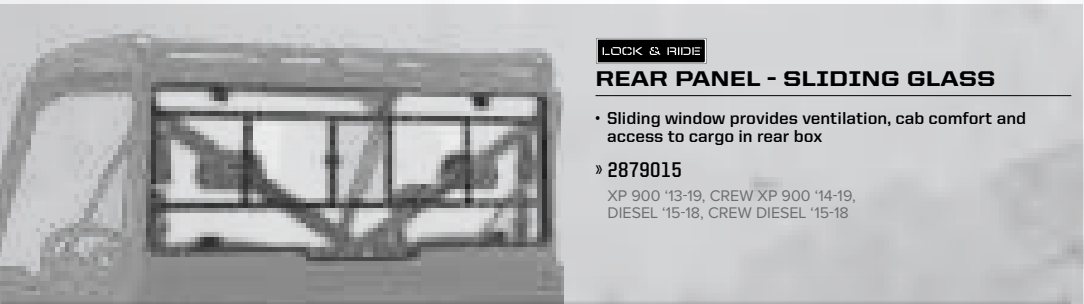
XP 900 '13-19, CREW XP 900 '14-19, DIESEL '15-18, CREW DIESEL '15-18

REAR PANELS



REDUCE IN-CAB DUST SWIRL BY ADDING A REAR PANEL

With a windshield and roof installed, turbulent air develops behind the cab. Add a rear panel to reduce dust intrusion from this swirl.



LOCK & RIDE

REAR PANEL - SLIDING GLASS

- Sliding window provides ventilation, cab comfort and access to cargo in rear box

» 2879015

XP 900 '13-19, CREW XP 900 '14-19, DIESEL '15-18, CREW DIESEL '15-18



LOCK & RIDE

REAR PANEL - GLASS

TOP SELLER

» 2879013

XP 900 '13-19, CREW XP 900 '14-19, DIESEL '15-18, CREW DIESEL '15-18

MULTI-FUNCTION FEATURES

Venting options are useful for controlling airflow into the cab. This allows you to regulate the temperature inside. A low-profile exterior framework on the windshields gives an unobstructed field of vision.



REVOLUTIONARY
INSTALLATION

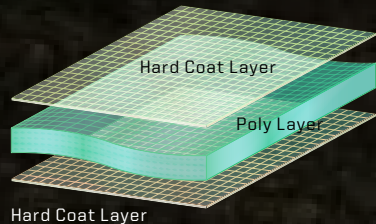
Every Lock & Ride® windshield utilizes a unique clamp that secures your windshield with the perfect amount of hold for rough trail conditions, yet still allows for easy, tool-less removal.

DURABLE POLY PROTECTION

LIGHT AND FLEXIBLE, poly is impact-resistant, providing long-term value and protection. Whether you choose hard coat or general poly, you can hit the trail or job site with confidence, protection, and durability.

HARD COAT POLY

Poly windshields covered by hard coat provide **30x MORE** scratch resistance than any standard poly windshields.



POLARIS ENGINEERED™ ADVANTAGES



AIRTIGHT GASKET SEAL

RANGER® windshields feature a 360° gasket seal, preventing moisture and dust from entering the cab.



VENTING OPTIONS

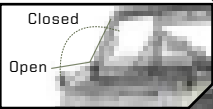
Venting options are useful for controlling airflow into the cab. This allows you to regulate the temperature inside.



REVOLUTIONARY INSTALLATION

Every Lock & Ride® windshield utilizes a unique clamp that secures your windshield with the perfect amount of hold for rough trail conditions, yet still allows for easy, tool-less removal.

WINDSHIELDS



FLIP-DOWN WINDSHIELD - HARD COAT POLY

- Two venting options: fully sealed, flip-down or remove upper half for some protection with maximum ventilation

» 2881919

XP 900 '13-19, CREW XP 900 '14-19,
DIESEL '15-18, CREW DIESEL '15-18

LOCK & RIDE

FULL WINDSHIELD VENTED - HARD COAT POLY

- Frameless design for maximum visibility
- Added vents for airflow on a hot day or defrosting on a cold day

» 2883266

XP 900 '13-19, CREW XP 900 '14-19,
DIESEL '15-18, CREW DIESEL '15-18

LOCK & RIDE

FULL WINDSHIELD - HARD COAT POLY

TOP SELLER

- Frameless design for maximum visibility

» 2883300

XP 900 '13-19, CREW XP 900 '14-19,
DIESEL '15-18, CREW DIESEL '15-18

ADD ALL-WEATHER VISIBILITY WINDSHIELD WIPER & WASHER SYSTEM

P. 40

WIPER & WASHER SYSTEM MOUNTING BRACKET

» 2207624

REAR PANELS

REDUCE IN-CAB DUST SWIRL BY ADDING A REAR PANEL

With a windshield and roof installed, turbulent air develops behind the cab. Add a rear panel to reduce dust intrusion from this swirl.

LOCK & RIDE

REAR PANEL - POLY POLARIS® PURSUIT® CAMO

NEW

- Strong, thick polycarbonate provides outstanding impact and scratch resistance
- Installs in contours of cab frame with 360° gasketing for outstanding protection, comfort, fit and finish

» 2883774

XP 900 '13-19, CREW XP 900 '14-19,
DIESEL '15-18, CREW DIESEL '15-18

LOCK & RIDE

REAR PANEL - POLY CLEAR

NEW

TOP SELLER

- Strong, thick polycarbonate provides outstanding impact and scratch resistance
- Installs in contours of cab frame with 360° gasketing for outstanding protection, comfort, fit and finish

» 2883773

XP 900 '13-19, CREW XP 900 '14-19,
DIESEL '15-18, CREW DIESEL '15-18

LOCK & RIDE

REAR PANEL - CANVAS/POLY

- Heavy-duty cinch-tight buckles for a snug, secure fit
- Panel installs easily into integrated mounting locations

» 2879040

XP 900 '13-19, CREW XP 900 '14-19,
DIESEL '15-18, CREW DIESEL '15-18

3-Position
Adjustable

Open

Venting

Closed

TIP-OUT WINDSHIELD - POLY

- 3-position adjustable to control cab airflow
- New improved handle

» 2880091

XP 900 '13-19, CREW XP 900 '14-19,
DIESEL '15-18, CREW DIESEL '15-18

LOCK & RIDE

FULL WINDSHIELD - POLY

- Frameless design for maximum visibility

» 2883278

XP 900 '13-19, CREW XP 900 '14-19,
DIESEL '15-18, CREW DIESEL '15-18

LOCK & RIDE

HALF WINDSHIELD - POLY

- Deflects air flow from straight on, but still provides air flow in the cab








» 2879135

XP 900 '13-19, CREW XP 900 '14-19,
DIESEL '15-18, CREW DIESEL '15-18



GET UNMATCHED
PERFORMANCE

with the RANGER® Cab System door line.

PREMIUM POLY DOORS			POLY DOORS		CANVAS DOORS		STEEL DOORS
	<p>POWER WINDOW</p> <ul style="list-style-type: none">• The ultimate door offering power windows with switches mounted on the dash.	<p>HINGED & FIXED WINDOW</p> <ul style="list-style-type: none">• A premium, door offering hinged windows for airflow adjustment in the cab.• Front Windows feature Glass	<p>RANGER® CLEARVIEW</p> <ul style="list-style-type: none">• Deliver nearly uninterrupted visibility and maximum ambient lighting inside the cab• Clear poly shell extends from the bottom of the door until the upper-hinged glass window	<p>POLY REAR DOOR LINERS</p> <ul style="list-style-type: none">• Add comfort, a finished look, reduce interior cab noise.	<p>ZIP WINDOW</p> <ul style="list-style-type: none">• Lightweight, durable protection with adjustable zipper ventilation and see-through bottom panel.	<p>HALF DOORS</p> <ul style="list-style-type: none">• Keep the trail debris out while maintaining great airflow into the cab.• Heavy-duty steel frame with slam latch fits perfectly to the chassis.	
FRONT DOORS (SET OF 2) XP 900 '13-19, CREW XP 900 '14-19, DIESEL '15-18, CREW DIESEL '15-18							
	<p>Power Window Doors - Poly - Black 2880503 </p> <div><p>⚠ Requires Battery Connection Cable</p><p>DOES NOT FIT HVAC MODELS</p><p>DOES NOT FIT CREW MODELS</p></div>	<p>Hinged Window Doors - Poly - Black 2881253 </p> <p>Hinged Window Doors - Poly - Polaris® Pursuit® Camo 2881460 </p>	<p>RANGER® ClearView Doors 2882188 </p>		<p>Zip Window Doors - Canvas - Black 2878853 </p> <p>Zip Window Doors - Canvas - Polaris® Pursuit® Camo 2882195 </p>	<p>Half Doors - Steel - Black 2879797 </p>	
REAR DOORS (SET OF 2) CREW XP 900 '14-19, CREW DIESEL '15-18	<p>The Power Window Door is not an available option for the rear, the Fixed Window Door is recommended.</p>						
	<p>Fixed Window Doors - Rear - Poly 2879641 </p>	<p>Fixed Window Doors - Rear Poly - Polaris® Pursuit® Camo 2880641 </p>		<p>Poly Rear Door Liners 2882197 </p>	<p>Zip Window Doors - Rear - Canvas - Black 2879899 </p>		

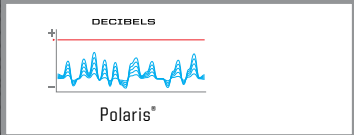
POLARIS ENGINEERED™
ADVANTAGES



PREMIUM FEATURES

Premium finish, solid latches, storage and more.

QUIETER AT IDLE



SOUND DAMPENING
DOOR LINERS

Select doors come standard with sound-absorbing liners to help reduce in-cab noise.



UNPRECEDENTED
VENTILATION OPTIONS

Choose from multiple window options –including power, hinged and zipper windows. This allows you to find the perfect amount of ventilation and temperature regulation.




REVOLUTIONARY
INSTALLATION

Adding or removing your doors is as simple as dropping them in and pulling them off. Easy, convenient, and takes only seconds to remove the restraint rubber strap.

RANGER XP® 900

ADD COMFORT AND CAPABILITY

XP 900 CAB COMFORT



HEATED SEAT SYSTEM

- Increase your comfort in the colder months with heated seats
 - Installs into stock seats
- » 2879271
- XP 900 '13-19, CREW XP 900 '14-19, DIESEL '15-18, CREW DIESEL '15-18
- CREW: FITS FRONT SEATS ONLY
- ⚠ Requires Battery Connection Cable

CAB SEAL SYSTEM - 3-PASSENGER / CREW FRONT

- Included with Premium Rear Doors
- » 2879385
- XP 900 '13-19, CREW XP 900 '14-19, DIESEL '15-18, CREW DIESEL '15-18

CAB SEAL SYSTEM - CREW REAR

- Included with Premium Rear Doors
- » 2879657
- CREW XP 900 '14-19, CREW DIESEL '15-18

POLARIS® RANGER XP® FULL-SIZE SEATSAVER® - SPLIT BENCH SEAT

- Covers the back & bottom of seat
- » REALTREE XTRA® CAMO • 2882352-587
- » CARHARTT® BROWN • 2882352-218
- » CARHARTT® GRAVEL • 2882352-458
- XP 900 '13-19, CREW XP 900 '14-19, DIESEL '15-18, CREW DIESEL '15-18
- CREW: FITS FRONT SEATS ONLY

FULL-SIZE SEATSAVER®- FULL BENCH SEAT

- Covers the back & bottom of seat
- » REALTREE XTRA® CAMO • 2882351-587
- » CARHARTT® BROWN • 2882351-218
- » CARHARTT® GRAVEL • 2882351-458
- XP 900 '13-19, CREW XP 900 '14-19, DIESEL '15-18, CREW DIESEL '15-18
- CREW: FITS FRONT SEATS ONLY

8-VENT HEATER & DEFROST SYSTEM TOP SELLER

- Easily control the climate inside your cab in any season
- Helps defrost windshields and keeps you warm or cool
- Heat and fan dash-mounted controls
- Manual vents

- » 2880023
- XP 900 '13-19, CREW XP 900 '14-19, DIESEL '15-18, CREW DIESEL '15-18
- ⚠ Requires Battery Connection Cable

NOISE REDUCTION SYSTEM

- » 2881508
- XP 900 '13-19, CREW XP 900 '14-19, DIESEL '15-18, CREW DIESEL '15-18

EPS SYSTEM (ELECTRIC POWER STEERING)

- » 2880083
- XP 900 '13-19, CREW XP 900 '14-19, DIESEL '15-18, CREW DIESEL '15-18

ROOF SEAL SYSTEM - 3-PASSENGER

- Included in all Premium & Poly Doors
- » 2879289
- XP 900 '13-19, DIESEL '15-18

XP 900 CAB CONVENIENCE

WINDSHIELD WIPER & WASHER SYSTEM TOP SELLER

- » 2879754
- XP 900 '13-19, CREW XP 900 '14-19, DIESEL '15-18, CREW DIESEL '15-18
- ⚠ Requires Battery Connection Cable

HARD COAT POLY WINDSHIELD WIPER & WASHER MOUNTING BRACKET NEW

- Works with Hard Coat Poly Windshields 2883266 & 2883300
- » 2207624
- XP 900 '13-19, CREW XP 900 '14-19, DIESEL '15-18, CREW DIESEL '15-18

LARGE REAR VIEW MIRROR TOP SELLER

- » 2879969
- XP 900 '13-19, CREW XP 900 '14-19, DIESEL '15-18, CREW DIESEL '15-18

WIDE ANGLE REAR VIEW MIRROR

- Large 6.4 cm x 35.6 cm adjustable convex mirrored surface gives you a full-spectrum view
- » 2881439
- XP 900 '13-19, CREW XP 900 '14-19, DIESEL '15-18, CREW DIESEL '15-18

GATED SHIFTER

- Creates positive shift points between forward and reverse gears
 - Eliminates accidental shifts to park or high-range
- » 2880834
- XP 900 '13-19, CREW XP 900 '14-19, DIESEL '15-18, CREW DIESEL '15-18



DOM E LIGHT

- Fits Poly and Premium Roofs only see page 36
- » 2879270
- XP 900 '13-19, CREW XP 900 '14-19, DIESEL '15-18, CREW DIESEL '15-18

REVERSE WARNING ALERT

- » 2876228
- XP 900 '13-19, CREW XP 900 '14-19, DIESEL '15-18, CREW DIESEL '15-18

DIESEL BLOCK HEATER

- » 2880826
- DIESEL '15-18, CREW DIESEL '15-18

SPEEDKEY®

- Alternate key governs vehicle speed to 40 kph max. Vehicle owner controls level of power available.
- » 2879988
- XP 900 '14-19, CREW XP 900 '14-19

HORN

- » 2879273
- XP 900 '13-19, CREW XP 900 '14-19, DIESEL '15-18, CREW DIESEL '15-18



WIRING YOUR XP 900

ADD ELECTRICAL SYSTEM ACCESSORIES IN 3 EASY STEPS

STEP 1

ADD A BATTERY CONNECTION CABLE	3-SEAT	CREW
⚠ Battery Connection Cable	2879388	2879685

STEP 2 ADD ACCESSORIES

POWER WINDOW DOORS	3-SEAT	CREW
Power Window Doors - Poly - Black	2880503	2880503

WINDSHIELD WIPER & WASHER SYSTEM	3-SEAT	CREW
Windshield Wiper & Washer System	2879754	2879754

HEATER & DEFROST SYSTEM	3-SEAT	CREW
8-Vent Heater & Defrost System	2880023	2880023

AUDIO: DASH RADIO*	3-SEAT	CREW
Bluetooth®, Apple® Control, AM/FM Dash Stereo & 5 x 13 cm Speakers by MB Quart®	2882030	2882030

DOM E LIGHT	3-SEAT	CREW
Dome Light	2879270	2879270

GARAGE DOOR OPENER	3-SEAT	CREW
Polaris® Remote Garage Door Opener by Homelink®	2882082	2882082

REAR VIEW CAMERA MIRROR	3-SEAT	CREW
Rear View Camera Mirror	2881483	2881483

STEP 3

CONCEAL WIRING FOR A FINISHED, COMFORTABLE LOOK	3-SEAT	CREW
Premium Roof Liner	2882914	2883457

* The FM Frequency range is from 88 to 108 and only on the odds (i.e. 88.1, 88.3, etc.).

BLUETOOTH®, APPLE® CONTROL, AM/FM DASH STEREO & 5 X 13 CM SPEAKERS BY MB QUART®

- All-in-one solution for giving your vehicle a performance-ready sound system
- USB input and Bluetooth® compatible for wireless streaming
- AM/FM tuner with external antenna for reliable reception
- Powerful 45-watt x 4 channel amplifier
- Two off-road grade 13 cm speakers
- System mounts into pre-designated mounting locations in the vehicle dash
- Easily add on other components to customize system

- » 2882030
- XP 900 '13-19, CREW XP 900 '14-19, DIESEL '15-18, CREW DIESEL '15-18
- ⚠ Requires Battery Connection Cable



POLARIS® REMOTE GARAGE DOOR OPENER BY HOMELINK®

- HomeLink® technology allows you to control up to two garage doors
- » 2882082
- XP 900 '13-19, CREW XP 900 '14-19, DIESEL '15-18, CREW DIESEL '15-18
- ⚠ Requires Battery Connection Cable

WATCH.

RECORD.

SHARE.



REAR VIEW CAMERA MIRROR

- Mirror automatically switches to a 10 cm back-up display when shifting to reverse
- » 2881483
- XP 900 '13-19, CREW XP 900 '14-19, DIESEL '15-18, CREW DIESEL '15-18
- ⚠ Requires Battery Connection Cable

TO ADD LIGHTING, SEE WIRING INSTRUCTIONS ON P. 64



PERFORMANCE &
COMFORT

ROOFS



SPORT ROOF

TOP SELLER

- Lightweight, rugged polyethylene construction
- Offers protection from sun and rain

» 2877946
570 FULL-SIZE '16-19
» CREW • 2878755
CREW 570 FULL-SIZE '16-19

BIMINI SOFT TOP

- Tight-fitting canvas soft top with easy on/off design
- Lightweight 600 denier, solution-dyed polyester construction

» 2876963-067
570 FULL-SIZE '16-19

ROOF/REAR PANEL



CANVAS ROOF/REAR PANEL

- Constructed from premium, mold-resistant polyester with UV stabilizers
- Durable, heat-sealed vinyl window for crack resistance

» 2883471
570 FULL-SIZE '16-19
» 2877833-067
CREW 570 FULL-SIZE '16-19

WINDSHIELDS



POLY WINDSHIELD

- Optical-grade, 5.9 mm-thick polycarbonate for outstanding protection and visibility

» HARD COAT • 2879489
570 FULL-SIZE '16-19, CREW 570 FULL-SIZE '16-19
» GENERAL PURPOSE • 2876958
570 FULL-SIZE '16-19, CREW 570 FULL-SIZE '16-19

HALF WINDSHIELD

- Durable, optical-grade 4.5mm-thick polycarbonate for impact-resistance
- Half-height design delivers improved airflow for hot/dusty conditions
- Retains sporty, rugged look

» 2878756
570 FULL-SIZE '16-19, CREW 570 FULL-SIZE '16-19

REAR PANEL



POLY REAR PANEL

- Constructed from thick, impact resistant polycarbonate
- Delivers protection from the elements and a quieter ride
- Scratch-resistant for years of clear vision
- Contoured design eliminates perimeter framework for full rearward visibility


» 2878165
570 FULL-SIZE '16-19, CREW 570 FULL-SIZE '16-19

DOORS

RANGER®
CANVAS DOORS

- Constructed from premium, mold-resistant polyester with UV stabilizers
- Durable, heat-sealed vinyl window for crack resistance
- Zip-down windows for adjustable ventilation

» 2876962-067
570 FULL-SIZE '16-19



PROTECTION



BRUSHGUARDS

- Provides frontal impact resistance and headlight protection
- Durable, scratch-resistant black powdercoated finish
- Can be used with accessory winch or plow system
- Does not interfere with rear cargo drop gate

» FRONT • 2881662 » REAR • 2881661

570 FULL-SIZE '16-19, CREW 570 FULL-SIZE '16-19

HORN

» 2875048
570 FULL-SIZE '16-19

REVERSE BEEPER

» 2880173
570 FULL-SIZE '16-19

RANGER® 570 FULL-SIZE
BUILD THE
RIGHT TOOL
FOR THE JOB.

CAB COMFORT WITH THE
RANGER® CAB SYSTEM

- ☐ Roof
- ☐ Roof/Rear Panel
- ☐ Windshield
- ☐ Rear Panel
- ☐ Doors

MAKE WORK EASIER WITH THE
RIGHT TOOLS FOR THE JOB

- ☐ Polaris® Winches Pg 54
- ☐ Rigid® & Pro Armor® Lighting Pg 64
- ☐ Kolpin® & Polaris® Hunting Acces. Pg 76
- ☐ Cargo Bed Storage Options Pg 48
- ☐ GLACIER® Plow Systems Pg 58
- ☐ Pro Armor® Wheels & Tires Pg 66

THE RIGHT STUFF TO
MAINTAIN YOUR RANGER®

- ☐ Oil & Lubricants Pg 94
- ☐ Maintenance Parts Pg 96

EVERYTHING YOU NEED TO
GEAR UP FOR THE RIDE

- ☐ Apparel & Helmets Pg 106

LOCK & RIDE

ADD STORAGE TO YOUR RANGER® 570 P. 48



BUILT TO HAUL MORE

75+ COMBINATIONS TO MAKE IT YOUR OWN



With a full line of Lock & Ride® accessories, you can haul more and do more. Use the chart below to see what combinations work together.

POLARIS RANGER® STORAGE MATRIX XP 1000 XP 900 570 FULL-SIZE			LOCK & RIDE Tip-Down Headache Rack	LOCK & RIDE CargoMax System	LOCK & RIDE Bed Extender/Divider	LOCK & RIDE Storage Box	LOCK & RIDE Bed Rails	LOCK & RIDE Tool Rack	LOCK & RIDE Cargo Bed Enclosure System	LOCK & RIDE Wire Spooler	LOCK & RIDE Chainsaw Mount	LOCK & RIDE 227 Liter Boomless Utility Sprayer	Gear Vault	Cargo Bed Mat
			2881531	2882177	2882752	2883279	2881532	2881533	2881312	2882157	2879354	2879799	2882353	2881484
LOCK & RIDE	Tip-Down Headache Rack	2881531	✗	✓	✓	✓	✓			✓	✓	✓	✓	✓
LOCK & RIDE	CargoMax System	2882177	✓	✗		✓ ²							✓	✓
LOCK & RIDE	Bed Extender/Divider	2882752	✓		✗	✓		✓		✓	✓			✓
LOCK & RIDE	Storage Box	2883279	✓	✓ ¹	✓	✗	✓ ¹	✓		✓	✓			✓
LOCK & RIDE	Bed Rails	2881532	✓			✓	✗	✓ ³					✓	✓
LOCK & RIDE	Tool Rack	2881533			✓	✓	✓ ³	✗		✓	✓		✓	✓
LOCK & RIDE	Cargo Bed Enclosure	2881312							✗				✓	✓
LOCK & RIDE	Wire Spooler	2882157	✓		✓	✓		✓		✗	✓	✓	✓	✓
LOCK & RIDE	Chainsaw Mount	2879354	✓		✓	✓		✓		✓	✗	✓	✓	✓
LOCK & RIDE	227 Liter Boomless Utility Sprayer	2879799	✓							✓	✓	✗		✓
	Gear Vault	2882353	✓	✓			✓	✓	✓	✓	✓		✗	✓
	Cargo Bed Mat	2881484	✓	✓	✓	✓	✓	✓	✓	✓	✓	✓		✗



¹ Storage box at front of cargo box if not used with Tip-down Headache Rack ² Storage box at front of cargo box ³ Tool Rack at front of cargo box

LOCK & RIDE

EXCLUSIVELY ON POLARIS® VEHICLES, LOCK & RIDE® ACCESSORIES LET YOU QUICKLY CHANGE FROM ONE TASK TO ANOTHER WITH HUNDREDS OF OPTIONS.



WITH THE FLIP OF A LEVER, LOCK & RIDE® PLUNGERS USE OUTWARD PRESSURE TO EXPAND FOR A SECURE FIT.



LOCK & RIDE

TIP-DOWN HEADACHE RACK

- Rack tips down for additional storage solutions with space below and multiple tie-down points
- Lightweight and heavy-duty rack protects the cab of your *RANGER*® and lets you haul even more

» 2881531

XP 1000® '17-19, CREW XP 1000® '17-19, XP 900® '13-19, CREW XP 900® '14-19, DIESEL '15-18, CREW DIESEL '15-18, 570 FULL-SIZE '16-19, CREW 570 FULL-SIZE '16-19 (DOES NOT FIT HIGHLIFTER MODELS)



LOCK & RIDE

CARGOMAX SYSTEM

- Comes standard with a support bar that ties the two sides together for a sturdy cargo hold.
- Designed to attach to the Lock & Ride® Tip-Down Headache Rack for additional support and three-sided containment
- Adjustable utility hooks provide more options for hanging tools, cords or gear

» 2882177

XP 1000® '17-19, CREW XP 1000® '17-19, XP 900® '13-19, CREW XP 900® '14-19, DIESEL '15-18, CREW DIESEL '15-18, 570 FULL-SIZE '16-19, CREW 570 FULL-SIZE '16-19



LOCK & RIDE

BED RAILS

- Heavy-duty steel construction with a rugged powder-coat finish
- Features several additional tie-down points for load securing options

» 2881532

XP 1000® '17-19, CREW XP 1000® '17-19, XP 900® '13-19, CREW XP 900® '14-19, DIESEL '15-18, CREW DIESEL '15-18, 570 FULL-SIZE '16-19, CREW 570 FULL-SIZE '16-19



LOCK & RIDE

BED EXTENDER/DIVIDER

- Extend or divide the cargo box
- Installs in any location in the box
- Multiple tie-down points available to secure cargo

» 2882752

XP 1000® '18-19, CREW XP 1000® '19

» 2879117

CREW XP 1000® '17-18, XP 900® '13-19, CREW XP 900® '14-19, DIESEL '14-18-18, CREW 570 FULL-SIZE '17-19



FRONT HOOD STORAGE RACK

- Front curve helps keep cargo in place when traveling
- Provides additional protection
- Fully integrated pivots to gain under-hood access

» 2882690

XP 1000® '18-19, CREW XP 1000® '19

» 2881459

CREW XP 1000® '17-18, XP 900® '13-19, CREW XP 900® '14-19, DIESEL '15-18, CREW DIESEL '15-18

LOCK & RIDE

QUICKSTRAP

- The Quickest and Most Secure Way to Mount Polaris® Accessories
- Sold as a pair

» 2882187

ALL COOLERS, RANGER® CARGO BOXES

LOCK & RIDE

D-RINGS

- The most versatile Lock & Ride® accessory - add as many as you need to secure your cargo with bungee cords or straps

» 2881545

ALL RANGER® CARGO BOXES

NEW

3.8 CM X 1.5 M 2,495 KG RATCHET STRAP

- Heavy duty webbing
- 2,495 kg Maximum Load / 831 kg Working Load
- 2 Pack
- » 2884031

NEW

5.1 CM X 6.1 M 4,536 KG RATCHET STRAP

- Heavy duty webbing
- 4,536 kg Maximum Load / 1,497 kg Working Load
- Floating D-Rings
- Double J-Hooks
- » 2884032



THE RIGHT TOOL FOR THE JOB


LOCK & RIDE

CHAINSAW MOUNT

- Can be secured to the outside of the bed wall so your chainsaw is within reach at all times

» 2879354

XP 1000 '17-19, CREW XP 1000 '17-19,
XP 900 '13-19, CREW XP 900 '14-19,
DIESEL '15-18, CREW DIESEL '15-18,
570 FULL-SIZE '16-19, CREW 570 FULL-SIZE '16-19



LOCK & RIDE

BOOMLESS UTILITY SPRAYER - 227 LITER

» 2879799 •

XP 1000 '17-19, CREW XP 1000 '17-19,
XP 900 '13-19, CREW XP 900 '14-19,
DIESEL '15-18, CREW DIESEL '15-18,
570 FULL-SIZE '16-19, CREW 570 FULL-SIZE '16-19

BED ESSENTIALS

CARGO BOX LIFT

» 2882895

XP 1000 '18-19, CREW XP 1000 '19

» 2882291

CREW XP 1000 '17-18,
XP 900 '13-19,
CREW XP 900 '14-19

CARGO BED MAT

- Non-slip surface to better secure loads & keep cargo bed clean

» 2882751

XP 1000 '18-19, CREW XP 1000 '19

» 2881484

CREW XP 1000 '17-18, XP 900 '13-19,
CREW XP 900 '14-19, DIESEL '15-18,
CREW DIESEL '15-18, 570 FULL-SIZE '16-19,
CREW 570 FULL-SIZE '16-19

FIRE EXTINGUISHER HOLDER

- Only holds a 8.26 cm diameter extinguisher
- Quick release strap allows for easy use

» 2882158

XP 1000 '17-19, CREW XP 1000 '17-19,
XP 900 '13-19, CREW XP 900 '14-19,
DIESEL '15-18, CREW DIESEL '15-18,
570 FULL-SIZE '16-19, CREW 570 FULL-SIZE '16-19

RIDE & REPAIR ESSENTIALS KIT

» 2881207



TASK-SPECIFIC TOOLS




LOCK & RIDE

TOOL RACK

- Attach on the inside or outside of the cargo bed

» 2881533

XP 1000 '17-19, CREW XP 1000 '17-19,
XP 900 '13-19, CREW XP 900 '14-19,
DIESEL '15-18, CREW DIESEL '15-18,
570 FULL-SIZE '16-19, CREW 570 FULL-SIZE '16-19



LOCK & RIDE

SPARE TIRE MOUNT

- Be ready for an unexpected flat with a spare that's conveniently along for the ride

» 2881529

XP 1000 '17-19, CREW XP 1000 '17-19,
XP 900 '13-19, CREW XP 900 '14-19,
DIESEL '15-18, CREW DIESEL '15-18,
570 FULL-SIZE '16-19, CREW 570 FULL-SIZE '16-19



LOCK & RIDE

WIRE SPOOLER

- Designed for a variety of wire spool sizes, does not work with barbed wire due to size of spools


• Manual crank or accepts cordless drill

• Mount post for hydraulic or manual fence post driver

» 2883280

XP 1000 '17-19, CREW XP 1000 '17-19,
XP 900 '13-19, CREW XP 900 '14-19,
DIESEL '15-18, CREW DIESEL '15-18,
570 FULL-SIZE '16-19, CREW 570 FULL-SIZE '16-19

ORGANIZE & PROTECT




LOCK & RIDE

CARGO BED ENCLOSURE SYSTEM

- Haul more with your *RANGER*® and keep your items or gear protected from the elements
- Builds with Lock & Ride® anchors so it can store flat when not in use
- Top can be used as a tonneau cover

» 2881312

XP 1000 '17-19, CREW XP 1000 '17-19,
XP 900 '13-19, CREW XP 900 '14-19,
DIESEL '15-18, CREW DIESEL '15-18,
570 FULL-SIZE '16-19, CREW 570 FULL-SIZE '16-19
(DOES NOT FIT HIGHLIFTER MODELS)



LOCK & RIDE

STORAGE BOX

- Enough room to store all the tools you need to get the job done
- Internal organizational dividers keep gear from rolling around
- Easily detaches from vehicle

» 2883279

XP 1000 '17-19, CREW XP 1000 '17-19,
XP 900 '13-19, CREW XP 900 '14-19,
DIESEL '15-18, CREW DIESEL '15-18,
570 FULL-SIZE '16-19, CREW 570 FULL-SIZE '16-19



RANGER® GEAR VAULT

- Designed for a perfect fit in the cargo bed for the Full-Size *RANGER*®, can also be used in other trucks

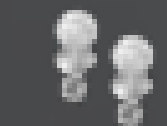
• Water-resistant design, with two easy-to-pull handles with locking middle handle and two adjustable dividers to meet your hauling needs

• Integrated top depressions allow for an exact fit for the Lock & Ride® Dog Kennel, Polaris Northstar® Coolers (28 & 57 L), 19 L buckets and more

» 2882353

XP 1000 '17-19, CREW XP 1000 '17-19,
XP 900 '13-19, CREW XP 900 '14-19,
DIESEL '15-18, CREW DIESEL '15-18,
570 FULL-SIZE '16-19, CREW 570 FULL-SIZE '16-19

TOW & HAUL



TRAILER BALLS

» 2" WITH 3/4" SHANK
2877603

» 1 7/8" WITH 3/4" SHANK
2877602



2" BALL MOUNT

» 2" RECEIVER
2875320



3:1 HITCHES **NEW**

» 2" X 2" RECEIVER
2830522

» 1 1/4" X 1 1/4" RECEIVER
2830523

» 1 1/8" REPLACEMENT BALL
2830524

ALL RANGER® MODELS

FRONT MOUNT RECEIVER HITCH

- Standard 2" receiver mount bolts directly to the frame

• UTV attachment works with Polaris® bumpers

• Rated at 100 lb tongue weight and 1000 lb towing

» 2882782

XP 1000 '18-19, CREW XP 1000 '19

» 2878846

CREW XP 1000 '17-18, XP 900 '13-19,
CREW XP 900 '14-19,
DIESEL '15-18, CREW DIESEL '15-18



3-SEAT & CREW

XP 1000 / XP 900
570 FULL-SIZE

ROOFS

GLASS WINDSHIELDS
& REAR PANELS

POLY WINDSHIELDS
& REAR PANELS

DOORS

CAB COMFORT

AUDIO

STORAGE &
PROTECTION

PROTECT YOUR INVESTMENT

THE BEST WAY TO PROTECT
your *RANGER®* is with durable, rugged
Polaris® brushguards and guards. Engineered
for heavy-duty use, these items are your
best line of defense against unexpected
encounters, and will keep you going strong
even when on the toughest job.



STANDARD BRUSHGUARDS

PERFECT FOR: **INCREASED PROTECTION AROUND LIGHTING AND FENDERS**

FRONT



INSTALLS DIRECTLY
TO STOCK BUMPER


4.4 CM DIAMETER
STEEL TUBE CONSTRUCTION



INSTALLS DIRECTLY
TO STOCK BUMPER

4.4 CM DIAMETER
STEEL TUBE CONSTRUCTION


REAR



CAN BE USED IN
CONJUNCTION WITH
A TOW HITCH

» FRONT • 2882531
XP 1000 '18-19, CREW XP 1000 '19
FRONT BRUSHGUARD DOES NOT FIT HIGHLIFTER MODELS

» REAR • 2882529



» FRONT • 2878839
CREW XP 1000 '17-18, XP 900 '13-19, CREW XP 900 '14-19, DIESEL '15-18, CREW DIESEL '15-18
FRONT BRUSHGUARD DOES NOT FIT HIGHLIFTER MODELS

» REAR • 2878840

EXTREME BRUSHGUARDS


PERFECT FOR: **MAXIMUM PROTECTION, INTEGRATED MOUNTING POINTS**

REPLACES
STOCK
BUMPER



» FRONT • 2879201
CREW XP 1000 '17-18, XP 900 '13-19, CREW XP 900 '14-19,
DIESEL '15-18, CREW DIESEL '15-18


» REAR • 2878842



CONVENIENT STORAGE
FOR TOWING OR
TRAILERING ITEMS

ROCK GUARD WITH STEP **NEW**

- Reliable, hard-working protection for edges of vehicle
 - Integrated step with boot scraper
 - Mounts directly to the frame, instead of underneath, for maximum ground clearance
 - Steel construction
 - Black e-coat and durable black powdercoated finish
- » 3-SEAT • 2882530
XP 1000 '18-19
- » CREW • 2883398
CREW XP 1000 '19



XP ROCK GUARD WITH STEP

- Durable, stamped plate steel construction
 - Provides additional protection to side of vehicle
 - Integrated boot scraper helps keep interior clean
- » 3-SEAT • 2878843
XP 900 '13-19, DIESEL '15-18
- » CREW • 2879622
CREW XP 1000 '17-18, CREW XP 900 '14-19,
CREW DIESEL '15-18

HMW SKID PLATE

- Strong, 6.4 mm thick lightweight HMW (high molecular weight) polyethylene construction withstands off-road impacts, protecting vehicle components
 - Molded specifically for the *RANGER XP®* underbody for sure fit & low-profile presence
 - Bolts quickly & easily into designated, integrated installation locations
- » 2879686
XP 900 '13-19, DIESEL '15-18

HMW A-ARM GUARDS

- Strong, 6.4 mm thick, durable, lightweight HMW (high molecular weight) polyethylene construction helps protect against off-road impacts
 - Molded specifically for the *RANGER XP®* front suspension for a sure fit & low-profile presence
 - Easy bolt-on design with mounting hardware included
- » FRONT • 2882784
XP 1000 '18-19, CREW XP 1000 '19
- » REAR • 2882787
XP 1000 '18-19, CREW XP 1000 '19
- » FRONT • 2880553
CREW XP 1000 '17-18,
XP 900 '13-19, CREW XP 900 '14-19,
DIESEL '15-18, CREW DIESEL '15-18
- » REAR • 2880554
CREW XP 1000 '17-18,
XP 900 '13-19, CREW XP 900 '14-19,
DIESEL '15-18, CREW DIESEL '15-18

RANGER® XP 900 SHOWN

3-SEAT & CREW

XP 1000 / XP 900
570 FULL-SIZE

ROOFS

GLASS WINDSHIELDS
& REAR PANELS

POLY WINDSHIELDS
& REAR PANELS

DOORS

CAB COMFORT



AUDIO

STORAGE &
PROTECTION

TOUGH. DEPENDABLE.
**BUILT FOR THE
OFF-ROAD.**



WINCH TYPES

	PRO PRO HEAVY DUTY SERIES	H-D HEAVY DUTY SERIES
		
RAPID ROPE RECOVERY	STANDARD	NOT AVAILABLE
AUTO STOP TECHNOLOGY	STANDARD	OPTION
SYNTHETIC ROPE	STANDARD	OPTION
FAIRLEAD	ALUMINUM	STEEL ROLLER
WIRELESS REMOTE	STANDARD	OPTION
WIRED REMOTE	OPTION	STANDARD
WINCHES AVAILABLE	2,722 kg & 2,042 kg	2,042 kg & 1,588 kg

PRO PRO HEAVY DUTY SERIES

PREMIUM FEATURES FOR
TOP-OF-THE-LINE POWER

INDUSTRY 1ST TECHNOLOGY

RAPID ROPE RECOVERY

5x
FASTER

- RAPID ROPE RECOVERY
1. Set Winch Dial to FREE SPOOL (N) to attach Winch Hook
 2. Set Winch Dial to PULL (L) for Winch Mode
 3. Set Winch Dial to ROPE RECOVERY (H) for 5x Faster Rope Recovery

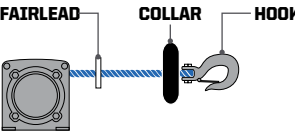


CUT STEEL GEARS & SEALED DRIVETRAIN

INTEGRATED WIRING INCLUDED

SEALED PERMANENT MAGNET MOTOR

AUTO STOP TECHNOLOGY



Winch stops when fairlead detects collar

Auto Stop Technology stops winch at end of pull to prevent driveline stress and plow overlifting

WIRELESS REMOTE

15 m range wireless remote control with unique code for interference-free operation

PREASSEMBLED

Winch ready to install out of the box. Attached to mount and pre-wired.
Offered on RANGER XP® 1000 MY18-19, and RANGER CREW® XP 1000 MY19.

PREMIUM SYNTHETIC ROPE

- Lightweight & Easy to Handle
- Superior Flexibility
- Greater Strength than Steel Cable
- 15 m Long

HOOK WITH STRAP

H-D HEAVY DUTY SERIES

PULLING POWER FOR
EVERYDAY USE & PERFORMANCE

INTEGRATED WIRING INCLUDED

SEALED PERMANENT MAGNET MOTOR

INTEGRATED WIRED REMOTE

15 M STEEL CABLE


HOOK WITH STRAP

MOUNT INCLUDED

CUT STEEL GEARS & SEALED DRIVETRAIN

STEEL ROLLER FAIRLEAD

POLARIS® WINCHES
ARE FULLY SEALED
TO KEEP OUT WATER,
DUST AND OTHER
DEBRIS.



✓ TESTED **1,200+**
PULLS AT MAX LOAD,
IT WORKS WHEN YOU
NEED IT TO



✓ SEALED MOTOR & HEAVY DUTY GEARS
**OPERATE FULLY
SUBMERGED
UNDERWATER**



✓ BUILT TO WITHSTAND
-29° C
TEMPERATURES



✓ **MILITARY**
TESTED &
APPROVED

PRO PRO HEAVY DUTY SERIES

PREMIUM FEATURES FOR
TOP-OF-THE-LINE POWER



INDUSTRY **NEW** **ST TECHNOLOGY**

RAPID ROPE RECOVERY **5x** **FASTER**

- RAPID ROPE RECOVERY**
1. Set Winch Dial to FREE SPOOL (N) to attach Winch Hook
 2. Set Winch Dial to PULL (L) for Winch Mode
 3. Set Winch Dial to ROPE RECOVERY (H) for 5x Faster Rope Recovery



PREASSEMBLED

Winch ready to install out of the box. Attached to mount and pre-wired.

Offered on RANGER XP® 1000 MY18-19, and RANGER CREW® XP 1000 MY19.

WIRELESS REMOTE

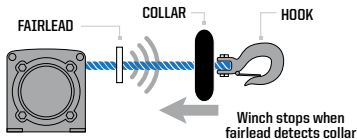
15 m range wireless remote control with unique code for interference-free operation

PREMIUM SYNTHETIC ROPE

- Lightweight & Easy to Handle
- Superior Flexibility
- Greater Strength than Steel Cable
- 15 m Long

AUTO STOP TECHNOLOGY

Auto Stop Technology stops winch at end of pull to prevent driveline stress and plow overlifting



H-D HEAVY DUTY SERIES

PULLING POWER FOR
EVERYDAY USE & PERFORMANCE



- Cut steel gears for improved durability
- Steel spool can handle extreme loads
- 40% quieter – near-silent free spooling
- Sealed motor and drivetrain
- High-powered contactor
- Integrated wiring and mount plates ensure perfect fit

UPGRADE YOUR
POLARIS® HD WINCH
WITH THESE
ACCESSORIES

POLARIS® WIRELESS WINCH REMOTE

- Allows for remote operation of Polaris® HD winch
 - Up to 15 m range with LED indicator
 - Direct plug and play operation
- » 2879316
Works with 2881667, 2881669
- » 2883455
Works with Polaris® HD 2,041 kg Winch 2882714

POWER CONTROLLER

- Control your winch and plow hydraulics directly from the shift knob
 - Ideal for plowing; lift and angle directly at your fingertips
- » 2883247
XP 1000 '18-19, CREW XP 1000 '19
CONTROLS HYDRAULICS,
DOES NOT CONTROL WINCH
- » 2879227
CREW XP 1000 '17-18, XP 900 '13-19,
CREW XP 900 '14-19, DIESEL '14-18-18,
570 FULL-SIZE '17-19, 570 '14-19,
CREW 570-4 '14-19, 500 '11-19, EV LHON '18

AUTO STOP TECHNOLOGY WINCH UPGRADE


- Machined from billet aluminum and weighs less than common steel fairleads
 - Installs easily in place of stock fairlead
 - Requires synthetic winch rope (not included) (not compatible with steel cable)
- » 2881692
Works with Polaris® HD 2,041 kg Winch 2881667
- » 2881693
Works with Polaris® HD 1,588 kg Winch 2881669
- » 2883454
Works with Polaris® HD 2,041 kg Winch 2882714

POLARIS® WIRED WINCH REMOTE CONTROL

- Must order remote handle and socket together.
- » REMOTE HANDLE • 4013466
Works with all models
- » SOCKET • 4017102
XP 1000 '18-19, CREW XP 1000 '19
- » SOCKET • 4014228
All RANGER® Models Except those listed for 4017102

SYNTHETIC WINCH ROPE

- 2,722 KG
- » 2879188
- 2,041 KG
- » 2879187
- 1,588 KG (WITH HOOK)
- » 2878888 **NEW**



3 STEPS FOR ADDING A WINCH:

1 FIND YOUR MACHINE

2 CHOOSE BETWEEN POLARIS® PRO HD

OR POLARIS® HD WINCH

3 ADD CABLES

		PRO PRO HEAVY DUTY SERIES		H-D HEAVY DUTY SERIES		REQUIRED BATTERY CONNECTION CABLES
MODEL		2,722 KG WINCH SERIES	2,041 KG WINCH SERIES	2,041 KG WINCH SERIES	1,588 KG WINCH SERIES	
3-SEAT & CREW	XP 1000 '18-19 CREW XP 1000 '19	2882710	TOP SELLER 2882711	2882714		STANDARD ON ALL MODELS
	CREW XP 1000 '17-18 XP 900 '13-19 CREW XP 900 '14-19 DIESEL '15-18 CREW DIESEL '15-18	2882237	TOP SELLER 2882236	TOP SELLER 2881667		3-Seat Models: 2879388 Crew Models: 2879685
	570 FULL SIZE '16-19 CREW 570 FULL-SIZE '16-19		2882238		TOP SELLER 2881669	3-Seat Models: 2879388 Crew Models: 2879685
	570 '15-19 CREW 570-4 '15-19 500 '17-19		2882238		TOP SELLER 2881669	2-Seat Models: 2879990 Crew Models: 2880929

GLACIER®

PLOW SYSTEM

EASILY CONQUER
WINTER'S WORST


Install a Polaris® Glacier® plow system and move some serious snow when winter's wrath comes calling. Only with a Glacier® plow do you get drive up and plow capability with simple Lock & Ride® installation and removal. Choose from the unbeatable capability of the top-of-the-line Glacier® Pro HD, or get amazing performance and value with the Glacier® HD.



THE POLARIS ENGINEERED™ ADVANTAGE


LOCK & RIDE® INSTALLATION

With the integrated Lock & Ride® attachment points, you can easily drive up to the plow frame, attach and be plowing in moments.



ROBUST PLOW FRAME

Constructed of heavy-duty steel with e-coated rust protection, giving you a durable system you can rely on season after season.



SHEAR PIN PROTECTION

Engineered to protect your vehicle, shear pins act as a fail-safe point in the instance of accidental collision or over-exertion of the plow system.



BLADE MATERIAL

Durable poly and steel blades are designed to push more. Choose a steel blade for longevity and increased rigidity or a lightweight non-stick, poly blade that's easier on plowing surfaces.




POLY BLADE

STEEL BLADE

CONVENIENT CONTROL

Lift and angle your blade right from the driver's seat with the addition of hydraulics on the Glacier® PRO HD Plow System.



ANGLE YOUR BLADE
RIGHT FROM YOUR SEAT
WITH THE GLACIER® PRO HD
PLOW SYSTEM HYDRAULIC
ANGLE SYSTEM

GLACIER[®] PRO HD

PLOW SYSTEM

HYDRAULIC CONTROL FOR EXTREME

SNOW REMOVAL

A robust frame and tough blades, combined with a convenient hydraulic angle system, allow your Glacier[®] Pro HD to move serious snow while you remain comfortable. Thanks to Lock & Ride[®] technology, the Pro HD comes standard with a convenient kickstand attachment to the plow frame, giving you the easiest attachment.

RANGER XP[®] 1000 EPS
Steel Blue

LOCK & RIDE

DRIVE-UP. LINK UP.

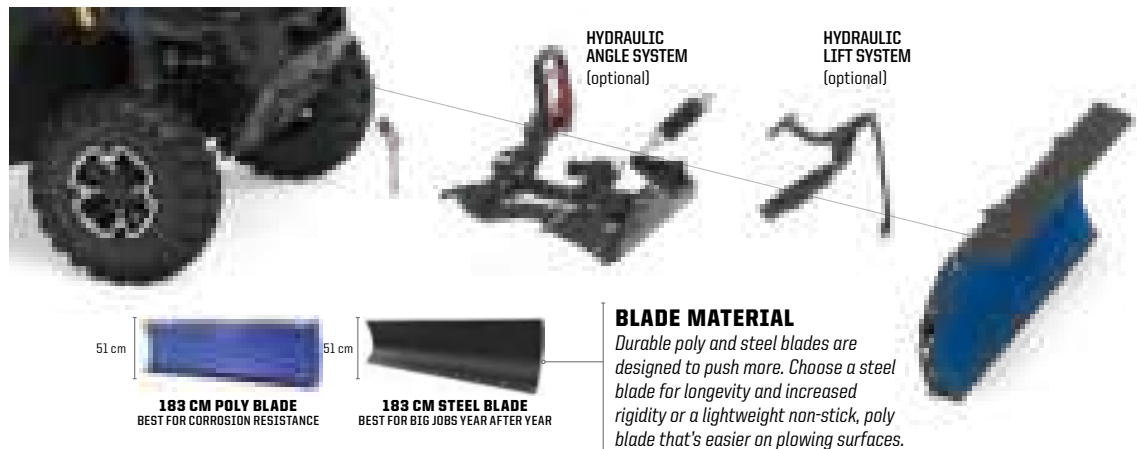
The auto-retracting frame kickstand allows for convenient drive-in plow frame hook-up.

OPTIONAL HYDRAULIC CONTROL

Control the blade without leaving the comfort of your cab by adding hydraulic lift and angle systems exclusive to Glacier[®] Pro HD.

3-SEAT & CREW GLACIER[®] PRO HD » 183 CM Blades » Choice of poly or steel » Hydraulic lift & angle system option

2-SEAT & CREW 570 FULL-SIZE & CREW GLACIER[®] PRO HD » 183 CM OR 168 CM Blades » Choice of poly or steel » Hydraulic angle system option



HYDRAULIC CONTROL FOR EXTREME SNOW REMOVAL

A robust frame and tough blades, combined with the option to add hydraulic controls, allow your Glacier[®] PRO HD to move serious snow while you remain comfortable. Thanks to Lock & Ride[®] technology, the PRO HD comes standard with a convenient kickstand attachment to the plow frame, giving you the easiest attachment.

BLADE MATERIAL

Durable poly and steel blades are designed to push more. Choose a steel blade for longevity and increased rigidity or a lightweight non-stick, poly blade that's easier on plowing surfaces.



HYDRAULIC CONTROL FOR EXTREME SNOW REMOVAL

A robust frame and tough blades, combined with the option to add hydraulic controls, allow your Glacier[®] PRO HD to move serious snow while you remain comfortable. Thanks to Lock & Ride[®] technology, the PRO HD comes standard with a convenient kickstand attachment to the plow frame, giving you the easiest attachment.

BLADE MATERIAL

Durable poly and steel blades are designed to push more. Choose a steel blade for longevity and increased rigidity or a lightweight non-stick, poly blade that's easier on plowing surfaces.

	STEP 1 SELECT A MOUNT	STEP 2 SELECT A FRAME	STEP 3 SELECT PLOW CONFIGURATION		STEP 4 SELECT A BLADE
MODELS	MOUNT	FRAME	HYDRAULICS	WINCHES	BLADES
XP 1000 MY18-19 CREW XP 1000 MY19	Not Required Integrated into Factory Bumper	2883255	Hydraulic Lift System 2883410	Polaris [®] PRO HD 2,722 kg Winch 2882710	183 cm Poly 2879317
		Track Extension 2879871	Hydraulic Angle System 2883409	Polaris [®] PRO HD 2,041 kg Winch 2882711	183 cm Steel 2879874
		Plow Kickstand 2207382	Power Controller Required for hydraulic components 2883247		
XP 900 MY13-19 CREW XP 900 MY13-19 XP 1000 MY17 CREW XP 1000 MY17-18	2879106	Replacement Shear Pin 2204829	Hydraulic Lift System 2879220	Polaris [®] PRO HD 2,722 kg Winch 2882237	183 cm Poly 2879317
			Hydraulic Angle System 2879224	Polaris [®] PRO HD 2,041 kg Winch 2882236	183 cm Steel 2879874
			Power Controller Required for hydraulic components 2879227		

	STEP 1 SELECT A MOUNT	STEP 2 SELECT A FRAME	STEP 3 SELECT PLOW CONFIGURATION		STEP 4 SELECT A BLADE
MODELS	MOUNT	FRAME	HYDRAULICS	WINCH	BLADES
570 FULL-SIZE MY16-19 CREW 570 FULL-SIZE MY16-19	2880261	2880260	Hydraulic Angle System 2880266	Polaris [®] PRO HD 2,041 kg Winch 2882238	183 cm Steel 2880270
		Track Extension 2880267	Power Controller Required for hydraulic components 2879227		168 cm Poly 2880269
		Replacement Shear Pin 2205527			168 cm Steel 2880268
570/500/ETX MY10-19 CREW 570 MY10-19 LI-ION EV & EV MY15-19	2880261		Hydraulic Angle System 2880266	Polaris [®] PRO HD 2,041 kg Winch 2882238	183 cm Steel 2880270
			Power Controller Required for hydraulic components 2879227		168 cm Poly 2880269
					168 cm Steel 2880268

SELECT ACCESSORIES

PLOW BLADE SNOW DEFLECTOR

- » 183 CM • 2858541
- » 168 CM • 2879866
- » 152 CM • 2871808

QUICK RELEASE SKID SHOES

- Helps prevent blade wear
- Hardened steel for industrial strength
- » PRO HD 2205071

COIL SPRING SPACER

- Keep the front end of the vehicle up and minimize wear on the actual blade by installing Wear Bars
- » 2872655

WEAR BARS

- Protect your plow blade and minimize wear on the actual blade by installing Wear Bars
- » 183 CM • 2204976 •
- » 168 CM • 2879867 •
- » 152 CM • 2871806 •
- » HD 183 CM • 2879875 •
- » HD 168 CM • 2879868 •

PLOW MARKER

- Helps driver monitor plow blade position
- Sold in pairs
- » 2872726

PLOW LINK

- » 2204974

COMMON

3-SEAT & CREW /
2-SEAT & CREW

WINCH

PLOWS

LIGHTING

WHEELS & TIRES

COOLERS

HUNT

FISH / YOUTH

GLACIER[®] HD

PLOW SYSTEM

MAKE QUICK WORK OF THE SMALLER JOBS

Move some snow with the robust and capable Glacier[®] HD plow system, and discover why a major snowfall can be a the highlight of your week. With a robust frame, beefy poly and steel blade options, convenient Lock & Ride[®] mounting and dismounting and amazing value, Glacier[®] HD is a great choice in the dead of winter.

RANGER XP[®] 1000 EPS
Sage Green

3-SEAT & CREW GLACIER[®] HD » 183 CM OR 168 CM Blades » Choice of poly or steel » Manual angle system standard

2-SEAT & CREW 570 FULL-SIZE & CREW GLACIER[®] HD » 168 CM Blades » Choice of poly or steel » Hydraulic angle system option

43 CM

168 CM POLY BLADE
BEST FOR CORROSION RESISTANCE

43 CM

183 CM STEEL BLADE
BEST FOR BIG JOBS YEAR AFTER YEAR

BLADE MATERIAL
Durable poly and steel blades are designed to push more. Choose a steel blade for longevity and increased rigidity or a lightweight non-stick, poly blade that's easier on plowing surfaces.

	STEP 1 SELECT A MOUNT	STEP 2 SELECT A FRAME	STEP 3 SELECT A LIFT METHOD	STEP 4 SELECT A BLADE
MODELS	MOUNT	FRAME	WINCHES	BLADES
XP 1000 MY18-19 CREW XP 1000 MY19	Not Required Integrated into Factory Brushguard	2882927 Replacement Shear Pin 2205527	Polaris [®] HD 2,041 kg Winch 2882714	183 cm Steel 2880270 168 cm Poly 2880269 168 cm Steel 2880268
XP 900 MY13-19 CREW XP 900 MY13-19 XP 1000 MY17 CREW XP 1000 MY17-18	2879106		Polaris [®] HD 2,041 kg Winch 2881667	183 cm Steel 2880270 168 cm Poly 2880269 168 cm Steel 2880268

43 CM

168 CM POLY BLADE
BEST FOR CORROSION RESISTANCE

43 CM

168 CM STEEL BLADE
BEST FOR BIG JOBS YEAR AFTER YEAR

BLADE MATERIAL
Durable poly and steel blades are designed to push more. Choose a steel blade for longevity and increased rigidity or a lightweight non-stick, poly blade that's easier on plowing surfaces.

	STEP 1 SELECT A MOUNT	STEP 2 SELECT A FRAME	STEP 3 SELECT A LIFT METHOD	STEP 4 SELECT A BLADE
MODELS	MOUNT	FRAME	WINCHES	BLADES
570 FULL-SIZE MY16-19 CREW 570 FULL-SIZE MY16-19	2879105	2882927 Replacement Shear Pin 2205527	Polaris [®] HD 1,588 kg Winch 2881669	168 cm Poly 2880269 168 cm Steel 2880268
570/500/ETX MY10-19 CREW 570 MY10-19 LI-ION EV & EV MY15-19	2879105		Polaris [®] HD 1,588 kg Winch 2881669	168 cm Poly 2880269 168 cm Steel 2880268

SELECT ACCESSORIES

PLOW BLADE SNOW DEFLECTOR

- » 183 CM • 2858541
- » 168 CM • 2879866
- » 152 CM • 2871808

QUICK RELEASE SKID SHOES

- Helps prevent blade wear
- Hardened steel for industrial strength
- » PRO HD 2205071

COIL SPRING SPACER

- Keep the front end of the vehicle up and improve ride quality when using a plow on strut or A-arm vehicles
- » 2872655

WEAR BARS

- Protect your plow blade and minimize wear on the actual blade by installing Wear Bars
- » 183 CM • 2204976 •
- » HD 183 CM • 2879875 •
- » 168 CM • 2879867 •
- » HD 168 CM • 2879868 •
- » 152 CM • 2871806 •

PLOW MARKER

- Helps driver monitor plow blade position
- Sold in pairs
- » 2872726

PLOW LINK

- » 2204974



POLARIS ENGINEERED™
ADVANTAGES

• **DESIGNED**
to mount perfectly to your Polaris Engineered™
bumper, roof or other mounting point

• **TESTED**
for maximum
performance

• **TRUSTED**
to not overtax
your machine

PRO ARMOR®



ADVANCED
TECH

RIGID® lights are driven by Aluminum PCB Smart Boards™.
6063-T5 aircraft aluminum extruded housings and Tiger Drylac® UV
protection polyester powdercoating. Our lighting is ECE Certified.

EXCLUSIVE
OPTICS

RIGID® lights feature impact-
resistant polycarbonate lenses for
a 100% water/dustproof seal.

RUGGED
CONSTRUCTION

Pro Armor® lights are designed to be big and beefy with an
aggressive style all their own, and housed in IP67 marine-
grade rated UV polyester powdercoating. Our lighting is ECE
Certified.

MASSIVELY
BRIGHT

Pro Armor® builds bright lights designed for any riding
experience. All that power is directed through heat
dissipating aluminum for streamlined heat management.

LIGHT BAR TYPES



SR-SERIES PRO

Sleek, powerful, low-profile (under 5 cm tall).
Lights extreme distances with low energy usage.
Available in 25.4 cm & 81.3 cm



D-SERIES PRO

Compact to fit almost anywhere with
high output and low energy usage.
Available in Driving, Flood & Spot



DUAL-ROW LED LIGHT BARS

The most spread and farthest illumination
downrange. Easy to mount.
**Available in Cube, 25.4 cm, 50.8 cm,
& 76.2 cm**



SINGLE-ROW LED LIGHT BARS

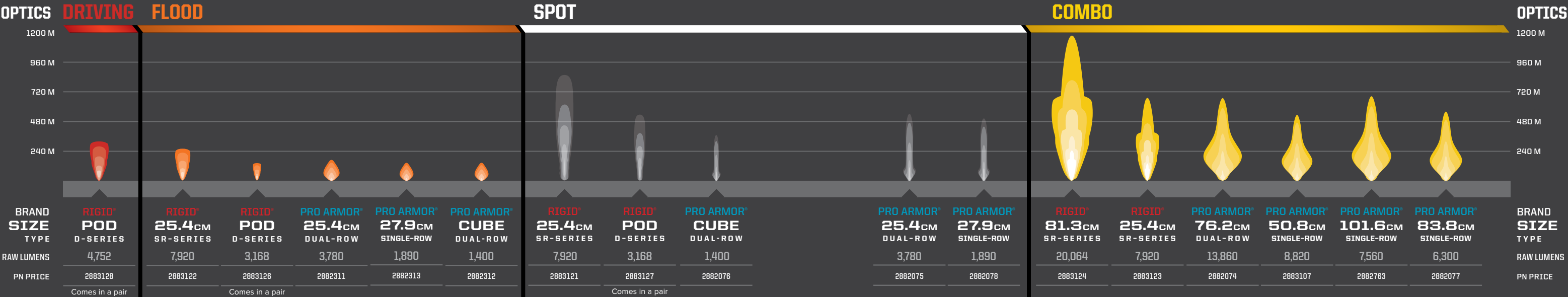
Powerful, compact, low-profile light bars with
sleek look.
Available in 27.9 cm, 83.8 cm, & 101.6 cm



CUBE LED LIGHTS

Small size allows mounting in
strategic locations for added lighting.
Available in Flood & Spot

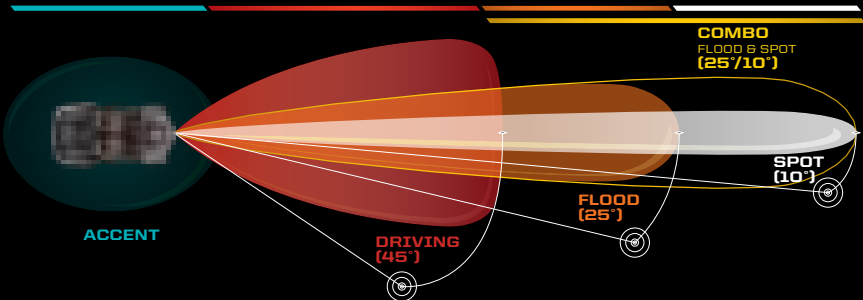
LIGHT BAR OPTIONS



BUILD
YOUR
VISION

Consider the Optics,
Angle & how you will
use your vehicle to
choose the right light
or set of lights.

OPTICS LIGHT ANGLE	ACCENT	DRIVING (45°)	FLOOD (25°)	SPOT (10°)	COMBO (25°/10°)
DRIVING SPEED	All	Slow	Medium	Fast	Medium to Fast
BEAM	Diffused glow	Extra-wide	Wide/Shorter	Concentrated/Long	Inner Spot & Outer Flood
RECOMMENDED MOUNTING	Low/Wheel well	All points	Low &/or rear	High points	All points
TERRAIN & RIDING STYLE	Added style & personalization in any terrain	All riding & utility	Wide-open terrain or trails & utility	Trail & tight conditions	All riding & utility



ADD A HARNESS TO MOUNT YOUR LIGHTS

MODEL	LIGHT BAR SET-UPS		
	1 LIGHT IN 1 LOCATION ON 1 SWITCH	2 LIGHTS IN 2 LOCATIONS ON 1 SWITCH	2 LIGHTS IN 2 LOCATIONS ON 2 SWITCHES
2014-2019 ALL MODELS EXCEPT XP 1000 '18-19 & CREW XP 1000 '19	⚠ Requires Battery Connection Cable LIGHT BAR HARNESS 2882209	⚠ Requires Battery Connection Cable LIGHT BAR HARNESS 2882209 Y-HARNESS 2879860	⚠ Requires Battery Connection Cable LIGHT BAR HARNESS (x2) 2882209
XP 1000 '18-19, CREW '19	SEE PAGE 27 FOR WIRING CONNECTIONS		

⚠ BATTERY CONNECTION CABLES

3-SEAT & CREW

» 3-SEAT • 2879388
XP 900 '13-19, DIESEL '15-18
» CREW • 2879685
CREW XP 1000 '17-18,
CREW XP 900 '14-19,
CREW DIESEL '15-18

2-SEAT & CREW

» 2-SEAT • 2879990
570 '15-19, 500 '17-19
» CREW • 2880929
CREW 570-4 '15-19

ACCENT LIGHTING

ACCENT LIGHTS

- Kit includes four LEDs and all harnessing/
switching required
- Single light can be added on to the kit
(kit required)
- Durable off-road ready construction that is
both dust- and water-resistant
- Control hub and complete instructions
included

COLOR	LIGHTING KIT	SINGLE LIGHT
RED	2880500 •	2880532 •
BLUE	2880506 •	2880533 •

CREW XP 1000 '17-18,
XP 900 '13-19, CREW XP 900 '14-19,
DIESEL '15-18, CREW DIESEL '15-18

COMMON

3-SEAT & CREW /
2-SEAT & CREW

WINCH

PLANS

LIGHTING

WHEELS & TIRES

COOLERS

HUNT

FISH / YOUTH

Polaris® & Pro Armor® developed a deep partnership thanks to having similar histories and a passion for producing products that enhance vehicle performance. Each wheel & tire Pro Armor® designs and engineers for Polaris® Off-Road Vehicles performs perfectly in the intended environment for its intended use. Developed, tested and produced in partnership so you can tackle the terrain ahead.

TRIPLE-BELTED
SIDEWALLS

Sidewalls can be a vulnerable area of any off-road tire. Thanks to reinforced construction in this critical area, Pro Armor® resists when others fail.

10-PLY

Pro Armor® builds the toughest tires to keep you running when the terrain turns tough. A higher ply rating means added protection.

INNOVATION

A dual-durometer design allows the tire to wear better with softer outer lugs and harder inner lugs.

4,828+
KM RATED

Pile on the with Pro Armor® tires. Every tire is designed and constructed with longevity in mind, you are assured long life and performance.

KNOW YOUR TIRES

DIMENSIONS	TREAD DEPTH	WEIGHT	PLY RATING	SIDEWALL BELTS	LOAD RATING
28" x 9" R14	Deeper tread = more grip & cleaner performance	A lighter tire makes for improved vehicle performance	Indicates the puncture-resistance of a tire	Increase your resistance to sidewall punctures	Tires with higher load ratings can handle more weight
TIRE HEIGHT TIRE WIDTH WHEEL DIAMETER					

BACKCOUNTRY/TRAIL



PRO ARMOR® DUAL-THREAT

- Dual-compound technology and radial construction offer performance in all terrains
- Softer durometer rubber on outer edge for overall superior grip and feel
- Harder durometer rubber in the middle for increased traction during acceleration and longer tread life

		TREAD DEPTH	TIRE WEIGHT	PLY RATING	SIDEWALL BELTS	LOAD RATING
14" 26" x 9" R14 5416340	FRONT	16mm	12 kg	10	3	413 kg
14" 26" x 11" R14 5416341	REAR		14 kg			503 kg
14" 29" x 9" R14 5416342	FRONT		14 kg			503 kg
14" 29" x 11" R14 5416343	REAR		16 kg			599 kg



DUAL-COMPOUND
= MORE GRIP
+ LONGER LIFE

Firmer Durometer Rubber = Longer Life.
Softer Durometer Rubber = More Grip.



PRO ARMOR® ATTACK 2.0

- Engineered for excellent hard-pack performance
- Dual-compound technology and radial construction offer performance in all terrains.
- Tight tread pattern for quieter ride

		TREAD DEPTH	TIRE WEIGHT	PLY RATING	SIDEWALL BELTS	LOAD RATING
15" 28" x 10" R15 5416344	FRONT/ REAR	25mm	15 kg	10	3	503 kg



ATTACK 2.0
VS. ATTACK

- **Tighter Tread Pattern** = Better traction in hard pack
- **Dual-Durometer Lug** = Increased grip & traction in rough terrain, smoother ride in all terrain
- **10-Ply Rated** = Increased durability
- **Larger size offering in 28"** = More ground clearance & trail traction



PRO ARMOR® ATTACK

- The best all-purpose tire for all-season traction in any terrain
- Unique, full-face tread design
- Harder durometer lugs promote extended wear, increasing tire life
- Wider spaced lugs provide more grip in softer terrain

		TREAD DEPTH	TIRE WEIGHT	PLY RATING	SIDEWALL BELTS	LOAD RATING
14" 26" x 9" R14 5415613	FRONT	23mm	13 kg	8	3	413 kg
14" 26" x 11" R14 5415614	REAR		15 kg			599 kg



THE RIGHT TIRES

FOR WORK. Pro Armor® Utility Tires are build to provide exactly what you need for your application. Need a high-kilometer work horse? We've got it. Need a turf-friendly tire with low-impact? We've got those too. Looking for the most extreme puncture resistance? Check.

"We use our RANGER every day around the farm. We put the Pro Armor HARVESTER Tires on last fall. We love them! We have received better traction as well as a gentler and quieter ride compared to the stock tires whether around the yard or out to the fields. They are so gentle on the lawn; we don't worry about driving the kids anywhere around the farm. We've had them on for a year and can't even see wear and tear, these are the best tires for my RANGER."

- BOB S., BARRON, WISCONSIN

PRO ARMOR HARVESTER



PRO ARMOR PRESERVE



PRO ARMOR XD-K



PICKING THE RIGHT UTILITY TIRE

UTILITY FEATURE	HARVESTER	PRESERVE™	XD-K
8,047 Kilometer Rated Long life and performance	X	X	
10-Ply Rated Higher ply ratings means added protection	X	X	X
Low Impact Tread Easy on soil		X	
Heavy Duty Tread Aggressive tread pattern for all day work on farms or ranches	X		X
Turf-Friendly Easy on grass & farm yard	X	X	
Aramid Fiber Belt 5x times stronger than steel and lighter			X
Wide Range of Sizest For exactly how you want to use your machine	28", 27", 26"	27", 26"	26"

UTILITY



PRO ARMOR HARVESTER®

- All-around work horse with tread life of 8047 km
- Tread pattern designed to withstand anything from the farmyard to the pastures and the trail
- With 10-ply, it can carry the load day in and day out


		TREAD DEPTH	TIRE WEIGHT	PLY RATING	SIDEWALL BELTS	LOAD RATING
14" 28" x 10" R14 5416347	FRONT/ REAR	16mm	15 kg	10	3	599 kg
14" 27" x 10" R14 5415965	FRONT/ REAR		15 kg			599 kg
12" 26" x 8" R12 5416396	FRONT		11 kg			388 kg
12" 26" x 10" R12 5415966	REAR		15 kg			615 kg



PRO ARMOR® PRESERVE™

- Turf-friendly for areas where low-impact from tire tread is needed
- Rounded profile and special tread pattern to limit footprint


		TREAD DEPTH	TIRE WEIGHT	PLY RATING	SIDEWALL BELTS	LOAD RATING
14" 27" x 10" R14 5416348	FRONT/ REAR	16mm	13 kg	10	3	630 kg
12" 26" x 8" R12 5416403	FRONT		11 kg			388 kg
12" 26" x 10" R12 5416402	REAR		13 kg			599 kg



PRO ARMOR® XD-K

- 26" Aramid fiber-belted tire to tackle any terrain
- Unique full-face tread design
- Harder durometer lugs promotes extended wear, increasing tire life

		TREAD DEPTH	TIRE WEIGHT	PLY RATING	SIDEWALL BELTS	LOAD RATING
12" 26" x 9" R12 5415656	FRONT	31.7mm	13 kg	10	3/1 Aramid Fiber Belt	388 kg
12" 26" x 11" R12 5415757	REAR		15 kg			499 kg



ROCK



PRO ARMOR® CRAWLER XR

- Wanna race? This tire grips it all, from the trail to the rocks
- Square block profile for even surface contact
- A tougher durometer than the XG to take on the toughest the trail has to offer

		TREAD DEPTH	TIRE WEIGHT	PLY RATING	SIDEWALL BELTS	LOAD RATING
14"	28" x 10" R14 5415536	FRONT/REAR 16mm	15 kg	8	3	517 kg

WHEEL SIZE

14"

SINGLE-DUROMETER

Smaller lug height and single-durometer gives this high-speed tire added construction and lateral stability when cornering. Its unique lug design excels in hard-packed, fast terrain.



PRO ARMOR® CRAWLER XG

- Big or small, these tires crawl them all
- A soft, sticky compound makes this tire ideal for both rock crawling and desert running
- 8-ply, triple-belted ballistic sidewalls resist punctures

		TREAD DEPTH	TIRE WEIGHT	PLY RATING	SIDEWALL BELTS	LOAD RATING
15"	28" x 10" R15 5416346	FRONT/REAR 20mm	15 kg	8	3	499 kg

WHEEL SIZE

15"

DUAL-DUROMETER

With its taller lug height and dual-durometer construction, this tire has the perfect balance between high-speed performance, durability and flex in order to grip slick rock.

MUD



PRO ARMOR® DAGGER

- From the trails to the pits, this tire gets you through it all
- Deep, self-cleaning lugs and wide tire design for exceptional mud pit performance
- Rounded profile and full lug pattern for on-trail comfort


		TREAD DEPTH	TIRE WEIGHT	PLY RATING	SIDEWALL BELTS	LOAD RATING
14"	27" x 9" R14 5415617	FRONT	15 kg	8	3	499 kg
14"	27" x 11" R14 5415618	REAR	18 kg			531 kg

WHEEL SIZE

14"

SELF
CLEANING
AREAS

WHEELS



14"

A AMPLIFY

FRONT:	Weight: 5.9 kg Load Rating: 408 kg	Offset: -9
REAR:	Weight: 6.4 kg Load Rating: 590 kg	Offset: +4

ACCENT:	FRONT	14" x 7"	1522956-266
	REAR	14" x 8"	1522957-266
MATTE BLACK:	FRONT	14" x 7"	1522956-458
	REAR	14" x 8"	1522957-458

B BUCKLE

FRONT:	Weight: 5.8 kg Load Rating: 408 kg	Offset: +4
REAR:	Weight: 6.1 kg Load Rating: 590 kg	Offset: -9

ACCENT:	FRONT	14" x 7"	1522544-266
	REAR	14" x 8"	1522545-266
MATTE BLACK:	FRONT	14" x 7"	1522544-458
	REAR	14" x 8"	1522545-458

C COMBAT (BEADLOCK RINGS INCLUDED)

FRONT/REAR:	Weight: 7.3 kg Load Rating: 726 kg	Offset: +38
-------------	---------------------------------------	-------------

ACCENT:	FRONT/REAR	14" x 7"	1523284
MATTE BLACK:	FRONT/REAR	14" x 7"	1523283

D REBLR (BEADLOCK RINGS SOLD SEPARATELY)

FRONT:	Weight: 5.9 kg Load Rating: 408 kg	Offset: +4
REAR:	Weight: 6.6 kg Load Rating: 590 kg	Offset: -9

ACCENT:	FRONT	14" x 7"	1522238-458
	REAR	14" x 8"	1522239-458

E SHACKLE

FRONT:	Weight: 5.9 kg Load Rating: 408 kg	Offset: +4
REAR:	Weight: 6.4 kg Load Rating: 590 kg	Offset: -9

ACCENT:	FRONT	14" x 7"	1522546-266
	REAR	14" x 8"	1522547-266
MATTE BLACK:	FRONT	14" x 7"	1522546-458
	REAR	14" x 8"	1522547-458

F SIX'R

FRONT:	Weight: 4.8 kg Load Rating: 408 kg	Offset: +4
REAR:	Weight: 5.7 kg Load Rating: 590 kg	Offset: -9

MATTE BLACK:	FRONT	14" x 7"	1521507-521
	REAR	14" x 8"	1521508-521
LUSTER:	FRONT	14" x 7"	1521507-410
	REAR	14" x 8"	1521508-410



15"

G CYCLONE

FRONT/REAR:	Weight: 7.8 kg Load Rating: 590 kg	Offset: +4
-------------	---------------------------------------	------------

ACCENT:	FRONT/REAR	15" x 7"	1523184-266
MATTE BLACK:	FRONT/REAR	15" x 7"	1523184-458

H HALO (BEADLOCK RINGS INCLUDED)

FRONT/REAR:	Weight: 7.7 kg Load Rating: 726 kg	Offset: +38
-------------	---------------------------------------	-------------

ACCENT:	FRONT/REAR	14" x 7"	1523282
MATTE BLACK:	FRONT/REAR	14" x 7"	1523266

I WYDE (BEADLOCK RINGS SOLD SEPARATELY)

FRONT/REAR:	Weight: 6.1 kg Load Rating: 590 kg	Offset: +55
-------------	---------------------------------------	-------------

ACCENT:	FRONT/REAR	15" x 7"	1522550-266
MATTE BLACK:	FRONT/REAR	15" x 7"	1522550-458

J HEXLR (BEADLOCK RINGS SOLD SEPARATELY)

FRONT/REAR:	Weight: 7.3 kg Load Rating: 590 kg	Offset: +38
-------------	---------------------------------------	-------------

ACCENT:	FRONT/REAR	15" x 7"	1522435-458
---------	------------	----------	-------------

K FLARE

FRONT/REAR:	Weight: 8.1 kg Load Rating: 590 kg	Offset: +4
-------------	---------------------------------------	------------

ACCENT:	FRONT/REAR	15" x 7"	1523102-266
MATTE BLACK:	FRONT/REAR	15" x 7"	1523102-458

LUG NUTS LUG NUTS REQUIRED

SEE PAGE 72



14" FORGED BEADLOCK RINGS

Only used on REBLR

	PART #
A Voodoo Blue	1522244-619
B Machined	1522244-266
C White	1522244-133
D Indy Red	1522244-293
E Orange Crush	1522244-589
F Matte Black - Replacement Only used on Combat	1523146-458

15" FORGED BEADLOCK RINGS

Only used on HEXLR

	PART #
A Voodoo Blue	1522240-619
B Machined	1522240-266
C White	1522240-133
D Indy Red	1522240-293
E Orange Crush	1522240-589
F Matte Black - Replacement Only used on Halo	1523147-458

WHEEL & TIRE SETS



UTILITY

		HARVESTER 28" 8,047 km	HARVESTER 27" 8,047 km	PRESERVE™ 27" 8,047 km	CRAWLER XR 28" 4,828 km
AMPLIFY <i>Accent</i>	⬡	2883225	2882388	2883208	2882394
AMPLIFY <i>Matte Black</i>	⬡	2883226	2882389	2883209	2882395
BUCKLE <i>Accent</i>	⬡	2883220	2882383	2883203	2881343
BUCKLE <i>Matte Black</i>	⬡	2883221	2882384	2883204	2881344
COMBAT <i>Accent</i> BEADLOCKS PRE-MOUNTED					2883213
COMBAT <i>Matte Black</i> BEADLOCKS PRE-MOUNTED					2883212
REBLR <i>Matte Black</i> BEADLOCKS SOLD SEPARATELY	⬡				2881386
SHACKLE <i>Accent</i>	⬡	2883222	2882385	2883205	2881355
SHACKLE <i>Matte Black</i>	⬡	2883223	2882386	2883206	2881356
SIXR <i>Luster</i>	⬡				2881371
SIXR <i>Matte Black</i>	⬡	2883224	2882387	2883207	2881372

ROCK/RACE

BACKCOUNTRY/TRAIL

DUAL-THREAT 29" 4,828 km	DUAL-THREAT 26" 4,828 km	ATTACK 26" 4,828 km
2883146	2883138	2882390
2883147	2883139	2882391
2883148	2883140	2881335
2883149	2883141	2881336
2883219	2883217	
2883218	2883216	
		2881381
2883150	2883142	2881347
2883151	2883143	2881348
		2881359
2883152	2883144	2881360

REPLACEMENT CAPS

POLARIS® CAPS

LUSTER	ALL WHEELS EXCEPT WYDE & HEXLR	1521509-410 •
MATTE BLACK		1521509-521 •
LUSTER	HEXLR	1522243-410 •
MATTE BLACK		1522243-458 •

PRO ARMOR® CAPS

LUSTER	ALL WHEELS EXCEPT WYDE & HEXLR	5453209-410 •
MATTE BLACK		5453209-458 •
MATTE BLACK	WYDE	1523063-458 •
LUSTER	HEXLR	1523015-410 •
MATTE BLACK		1523015-458 •



TRAIL

ROCK/RACE

		ATTACK 2.0 28" 4,828 km	CRAWLER XG 28" 4,828 km
CYCLONE <i>Accent</i>		2883160	2883188
CYCLONE <i>Matte Black</i>		2883159	2883187
FLARE <i>Accent</i>		2883158	2883186
FLARE <i>Matte Black</i>		2883157	2883185
HALO <i>Accent</i> BEADLOCKS PRE-MOUNTED		2883162	2883190
HALO <i>Matte Black</i> BEADLOCKS PRE-MOUNTED		2883161	2883189
HEXLR <i>Matte Black</i> BEADLOCKS SOLD SEPARATELY	⬡	2883154	2883182
WYDE <i>Accent</i>	⬡	2883156	2883184
WYDE <i>Matte Black</i>	⬡	2883155	2883183

LUG NUTS

⬡ LUG NUTS REQUIRED

12MM X 1.5 SPLINED LUG NUTS

16 LUG NUTS WITH WRENCH	ALL POLARIS RANGER® 3-SEAT & CREW MODELS	2879332 •
4 LUG NUTS WITHOUT WRENCH		2879331 •
SPLINED LUG WRENCH		2204966 •

.95 CM - 24 HEX LUG NUTS

16 HEX LUG NUTS	570 FULL-SIZE '16-19, CREW 570 FULL-SIZE '16-19, 570 '15-19, CREW 570-4 '15-19, 500 '17-19, EV '15-19, EV LHON '16-18	2877409 •
4 HEX LUG NUTS		2876754 •

2 WAYS TO PURCHASE

INDIVIDUAL WHEELS & TIRES - OR - COMPLETE SETS AS LISTED

Exclusively at Polaris® Authorized Dealers

2 EASY STEPS

1) CHOOSE YOUR MOUNT

2) CHOOSE YOUR TRACK

PROSPECTOR PRO® TRACK SYSTEM

- Polaris® exclusive optimized hub geometry that minimizes feedback and eases steering effort
- Flexible lug design for the highest level of deep snow performance by lifting up in deep snow as opposed to digging down
- Lightweight design with slight weight reduction over Camoplast® kit provides for better flotation, eases steering effort and provides better vehicle control

PROSPECTOR PRO® TRACK MOUNTS

- Install this track system mounting hardware in place of tires and wheels. Tracks sold separately
- » 2882783
XP 1000 '18-19, CREW XP 1000 '19
DOES NOT FIT HIGHLIFTER MODELS
- » 2879621
XP 1000 '17, CREW XP 1000 '17-18, XP 900 '13-19, CREW XP 900 '14-19, DIESEL '14-18, CREW DIESEL '16-18
DOES NOT FIT HIGHLIFTER MODELS
- » 2880071
570 '14-19, CREW 570-4 '15-19, 500 '17-19

PROSPECTOR PRO® TRACK

- » 2883313
XP 1000 '18-19, CREW XP 1000 '18-19, XP 900 '18-19, CREW XP 900 '18-19
DOES NOT FIT HIGHLIFTER MODELS
- » 2880757
XP 900 / 900 (NON-EPS) '13-19, XP 900 '18-19, CREW XP 900 '14-19 (NON-EPS) '14-19, 500 '17-19
- » 2880758
XP 1000 '17, CREW XP 1000 '17, XP 900 EPS '16-17, CREW XP 900 EPS '16-17, DIESEL '14-18, CREW DIESEL '16-18, 570 (EPS) '14-19, CREW 570-4 (EPS) '14-19
DOES NOT FIT HIGHLIFTER MODELS
- If using Glacier® Pro Plow System with tracks, Track Plow Extension is required (2889267)

For year-round use, Polaris recommends the use of Intake Update Kit (2880673) on any Ranger XP 900 '13-19, RANGER XP 1000 '17, RANGER XP 900/1000 CREW '14-18 with tracks installed. To keep intake system working optimally, this kit pre-filters out fine snow and dust.




COLBY VALVE SHORT ULTIMATE VALVE - 2 PACK NEW

» 2883292



COLBY VALVE EMERGENCY VALVE - 2 PACK NEW

» 2883293



COLBY VALVE BOX COMBO NEW

• Includes 8 Ultimate & 8 Emergency Valves



» 2883294

KEEP IT ICE COLD

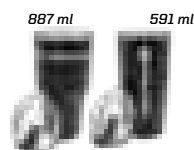

POLARIS NORTHSTAR® COOLERS can survive just about anything - from extreme heat to a nasty tumble off a vehicle. So when we say ice will stay cold for hours on end and anything inside will stay locked up tight, we mean it.

Never transport a loaded firearm. Verify firearm is unloaded prior to mounting. Please refer to local laws and regulations regarding the requirements for the legal transport of firearms.

POLARIS NORTHSTAR® COOLER

				
99 LITER	57 LITER	28 LITER	14 LITER NEW	19 LITER SOFTSIDE
» GRAPHITE • 2883426 » DESERT • 2883392	» GRAPHITE • 2883425 » DESERT • 2881259	» GRAPHITE • 2883424 » DESERT • 2881315	» GRAPHITE • 2883968	» GRAPHITE • 2883390

28, 57 & 99 LITER FEATURES



TUMBLERS

- » 887 ML • 2883394
- » 591 ML • 2883393


GRIZZLY TESTED. POLARIS® APPROVED.



This cooler is IGBC-approved, meaning it withstands the power expended by a typical grizzly bear if it was trying to get inside. Seriously, there are experts who know what a grizzly is capable of doing, and they certify that the Polaris Northstar® Cooler can take it.




POLARIS NORTHSTAR® COOLER ACCESSORIES



WIRE BASKET

- » 99 LITER • 2883648 **NEW**
- » 57 LITER • 2882185
- » 28 LITER • 2882438



DIVIDERS

- » 99 LITER • 2883468 **NEW**
COMES WITH ONE DIVIDER
- » 57 LITER • 2882184
COMES WITH TWO DIVIDERS
- » 28 LITER • 2882186
COMES WITH ONE DIVIDER
Divider doubles as a cutting board




99 LITER
1 way to partition



57 LITER
2 ways to partition



28 LITER
1 way to partition



SEAT CUSHION

- » 57 LITER • 2882179
- » 28 LITER • 2882507

COOLER WHEELS

- » 28 LITER • 2882180

BOTTLE OPENER

- » 2882183
ALL COOLERS



LOOK & RIDE QUICKSTRAP

- » 2882187
ALL COOLERS, RANGER® AND
POLARIS GENERAL CARGO BOXES



NEW 3.8 CM X 1.5 M 2,495 KG RATCHET STRAP

- Heavy duty webbing
- 2,495 kg Maximum Load / 831 kg Working Load
- 2 Pack
- » 2884031



NEW 5.1 CM X 6.1 M 4,536 KG RATCHET STRAP

- Heavy duty webbing
- 4,536 kg Maximum Load / 1,497 kg Working Load
- Floating D-Rings
- Double J-Hooks
- » 2884032



PROTECT THE
GEAR YOU NEED.
LIVE THE LIFE
YOU LOVE.




KOLPIN STRONGHOLD® SYSTEM


Polaris® is proud to partner with Kolpin® Outdoors, an industry leader in off-road accessories and the premier name in gun boots and mounts. If you need to secure a firearm, ice fishing rods, an ice auger or a pop-up blind while riding, simply attach the auto-latch mount and choose your case.

IDEAL FOR SCOPED RIFLES, SHOTGUNS AND LONG-BARRELED PISTOLS

STEP 1 CHOOSE YOUR MOUNT



STEP 2 CHOOSE YOUR BOOTS



LOCK & RIDE AUTO-LATCH MOUNT

- Precision angle adjustable for a custom fit
- Provides a quick and secure attachment point

» DOUBLE BOOT MOUNT • 2883970 » SINGLE BOOT MOUNT • 2884106

XP 1000 '17-19, CREW XP 1000 '17-19, XP 900 '13-19, CREW XP 900 '14-19, DIESEL '15-18, CREW DIESEL '15-18, 570 FULL-SIZE '16-19, CREW 570 FULL-SIZE '16-19

GUN BOOT® XL – TRANSPORT

- 132.1 cm x 9.5 cm x 26.7 cm

» 2882430
Requires Auto-Latch Mount
(2883970 or 2884106)

GUN BOOT® L – IMPACT

- 132.1 cm x 12.1 cm x 23.5 cm

» 2882426
Requires Auto-Latch Mount
(2883970 or 2884106)

PISTOL BOOT

- 39.4 cm x 6.4 cm x 21 cm

» 2882429
Requires Auto-Latch Mount
(2883970 or 2884106)

ICE AUGER / POP-UP BLIND BOOT

- 116.8 cm L x 31.8 cm W

» 2882427
Requires Auto-Latch Mount
(2883970 or 2884106)

ICE ROD BOOT

- 99.1 cm L x 47 cm W x 15.2 cm H


» 2882428
Requires Auto-Latch Mount
(2883970 or 2884106)

KOLPIN STRONGHOLD® PRODUCTS SECURELY
PROTECT THE ESSENTIALS WHEN ON THE TRAIL.



KOLPIN RHINO GRIPS®

IDEAL FOR BOWS, CROSSBOWS
AND UNCASSED LONG GUNS



LOCK & RIDE

RHINO GRIP PRO
BY KOLPIN®

» 2884107
ALL RANGER® MODELS
(EXCEPT 150)



LOCK & RIDE

RATCHETING RHINO
GRIP® BY KOLPIN®

» 2881575
ALL RANGER® MODELS
(EXCEPT 150)



LOCK & RIDE

RHINO GRIP
XL DOUBLE
BY KOLPIN®


» 2884108
ALL RANGER® MODELS
(EXCEPT 150)



LOCK & RIDE

RHINO GRIP XL
BY KOLPIN®

» 2881574
ALL RANGER® MODELS
(EXCEPT 150)



RHINO GRIP PRO
RUBBER STRAPS
BY KOLPIN

» 2884109
RHINO GRIP® PRO



RHINO GRIP XL
RUBBER STRAPS
BY KOLPIN®

» 2881621
RHINO GRIP® XL

THANKS TO OUR PARTNERS. We would like to thank our partners Browning® and Mathews® for helping to deliver a successful and safe off-road experience when out in the field.



Browning® is a registered trademark of Browning. Mathews® is a registered trademark of Mathews Archery Inc. Never transport a loaded firearm. Verify firearm is unloaded prior to mounting. Please refer to local laws and regulations regarding the requirements for the legal transport of firearms

COMMON

3-SEAT 8 CREW /
2-SEAT 6 CREW

WINCH

PLOWS

LIGHTING

WHEELS & TIRES

COOLERS

HUNT

FISH / YOUTH

THIS SEASON

ELEVATE YOUR PURSUIT

AND LEAVE NOTHING TO CHANCE

GEAR UP WITH THE RIGHT ACCESSORIES THAT CAN TAKE YOU TO FIND THE NEXT TROPHY. After you customize your cab with the new *RANGER* Pro Shield™ Cab System, add on the hunting essentials to keep your gear and gun safe across the rugged terrain.



IN-CAB GUN MOUNT

- Gives you instant gun access in the field
- Mounts securely to the floor and adjusts up to 45° forward
- Robust, molded gun butt holder at base
- Quick-release barrel straps
- Easily removable
- Accommodates scope-equipped rifles

» 2883263

XP 1000 '18-19, CREW XP 1000 '19

» 2881537

CREW XP 1000 '17-18,
XP 900 '13-19, CREW XP 900 '14-19,
DIESEL '15-18, CREW DIESEL '15-18,



LOCK & RIDE GUN RACK 6

- Adjustable to store guns at an angle or vertical (shown at angle)
- Holds 6 rifles or shotguns securely with soft rubber v-grips
- Stock is secured in place with a soft molded rubber inlay along the bottom of the rack
- Rack can be adjusted into 3 positions based on firearm height

» 2882159

XP 1000 '17-19, CREW XP 1000 '17-19,
XP 900 '13-19, CREW XP 900 '14-19,
DIESEL '15-18, CREW DIESEL '15-18,
570 FULL-SIZE '16-19, CREW 570 FULL-SIZE '16-19



POLARIS® PURSUIT® CAMO SXS FIELD COVER

- Full-coverage camo print cover hides your side-by-side while in the field
- Lightweight material protects your *RANGER* from inclement weather

» 2882160

ALL 3-SEAT & 2-SEAT *RANGER*® MODELS



LOCK & RIDE DOG KENNEL

- Drain holes in the bottom
- Rubber feet seamlessly fit in the indentations of the *RANGER*® Gear Vault for a secure fit
- Use the Lock & Ride® QuickStrap to secure to the cargo bed
- Lightweight with a molded handle in the top for easy carrying

» 2882354

ALL *RANGER*® MODELS (EXCEPT 150)

RANGER® GEAR VAULT

- Designed for a perfect fit in the cargo bed for the Full-Size *RANGER*®, can also be used in other trucks
- Water-resistant design, with two easy-to-pull handles with locking middle handle and two adjustable dividers to meet your hauling needs
- Integrated top depressions allow for an exact fit for the Lock & Ride® Dog Kennel, Polaris Northstar® Coolers (28 & 57 L), 19-liter buckets and more

» 2882353

XP 1000 '17-19, CREW XP 1000 '17-19,
XP 900 '13-19, CREW XP 900 '14-19,
DIESEL '15-18, CREW DIESEL '15-18,
570 FULL-SIZE '16-19, CREW 570 FULL-SIZE '16-19





Otter[®]

LOCK & RIDE

Polaris[®] XT **NEW**
Pro Lodge by **Otter**



OUTER SHELL

Provides outstanding wind & light blocking capabilities


INNER LINING

The full thermal quilted inner shell provides higher lofting while locking in heat & virtually eliminating condensation



LIGHTWEIGHT



Oversized square tube aluminum frame with anodized receiver tubes and ultra-glide operation



"The full-thermal Otter[®] Ice House from Polaris[®] sets up in minutes, is spacious enough for two anglers to fish in comfort and stows quickly on the back of your Ranger. It is the premium shelter solution for ice anglers that rely on their Polaris *RANGER*[®] for mobility out on the ice."

- James Holst, InDepth Outdoors

EASY SET UP



FEATURES

- Fits 1-2 people
- 2.5 square meters
- Set up dimensions: 170.2 cm L x 151.1 cm W x 199.4 cm
- Cover included
- 2 top sealable vents
- Front entry door with dual coil zippers
- 2 sewn-in TPU crack resistant windows
- Insulated corners for complete coverage
- Interior draft skirt w/ extra-long perimeter

POLARIS *RANGER* COMPATIBLE MODELS



XP 1000 '17-19,
CREW XP 1000 '17-19,



XP 900 '13-19,
CREW XP 900 '14-19,
DIESEL '15-18,
CREW DIESEL '15-18

570 FULL-SIZE '16-19,
CREW 570 FULL-SIZE '16-19

LOCK & RIDE

Polaris[®] XT
Pro Lodge
by **Otter**


» 2882199



LOCK & RIDE Easy On & Off




Room for Ice Fishing Gear



seating not included

Comfortable Fishing for 2

Otter is a registered trademark of Otter Outdoors, LLC



FULL-WINDSHIELD - POLY

- .32 cm clear poly carbonate
- Mounts with 4 simple p-clamps


» 2883288
150 '19



HALF-WINDSHIELD - POLY

- 33 cm tall
- .32 cm clear poly carbonate
- Mounts with 4 simple p-clamps

» 2883298
150 '19



SPORT ROOF - POLY

- Shields you from rain, snow, sun
- Easy install

» BLACK • 2883289
150 '19



FRONT & REAR BRUSHGUARD - SET

- Includes front & rear bumper
- Durable, E-coated steel construction

» BLACK • 2883287
150 '19

COMMON

3-SEAT & CREW/
2-SEAT & CREW

WINCH

PLOWS

LIGHTING

WHEELS & TIRES

COOLERS


HUNT

FISH/BOAT

81

80

HUNT



RANGER® 570
Polaris® Pursuit® Camo

WORK



RANGER® 570
Sage Green

RANGER® 570/500/EV

MAKE IT YOURS.

POWER, COMFORT AND LEGENDARY RANGER® CAPABILITY combine to haul more, tow more and do more when you need it the most. Whether it's on your property, on the hunt, on the trail or at the work site, a mid-size RANGER® equipped with Polaris Engineered Accessories™ takes on all tasks.

RANCH



RANGER CREW® 570-4 EPS
Nara Bronze

TRAIL



RANGER® 500
Solar Red

RANGER® 570 / 500 / EV

BUILD THE RIGHT TOOL FOR THE JOB.

CAB COMFORT WITH THE RANGER® CAB SYSTEM

- ☐ Roof Pg 84
- ☐ Windshield Pg 86
- ☐ Rear Panel Pg 87
- ☐ Doors Pg 85
- ☐ Cab Comfort Pg 90

MAKE WORK EASIER WITH THE RIGHT TOOLS FOR THE JOB

- ☐ Polaris® Winches Pg 54
- ☐ Rigid® & Pro Armor® Lighting Pg 64
- ☐ Kolpin® & Polaris® Hunting Acces. Pg 76
- ☐ Cargo Bed Storage Options Pg 48
- ☐ GLACIER® Plow Systems Pg 58
- ☐ Pro Armor® Wheels & Tires Pg 66


THE RIGHT STUFF TO MAINTAIN YOUR RANGER®

- ☐ Oil & Lubricants Pg 94
- ☐ Maintenance Parts Pg 96

EVERYTHING YOU NEED TO GEAR UP FOR THE RIDE

- ☐ Helmets & Apparel Pg 106

POLARIS ENGINEERED™
ADVANTAGES



SEALED COVERAGE

Just as roof shingles overlap for seamless coverage, roofs extend over other cab components to add even more protection against the elements, delivering the best fit and seal.



KEEP MOISTURE MOVING

Keep precipitation moving with integrated roof water channels that direct water away from the cab, even when you're stationary.



REVOLUTIONARY
INSTALLATION

Lock & Ride® roofs install directly into mounting points in the cab frame, and are easily installed or removed without tools.

OVERHEAD
PROTECTION

TO SHIELD AGAINST DRIVING RAIN OR THE BLISTERING SUN, a roof is the first must-have of the Polaris Engineered Accessories™ line-up. Choose from poly or steel and know that you are protected from the elements with a seamless integrated roof.

POLY

Lightweight, durable and impact-resistant. A poly roof can take the abuse of a tight trail and still protect.



SPORT ROOF - POLY TOP SELLER

- Provides shade, superior overhead protection
- Tough injection-molded design resists distortion from the elements
- Polaris® Pursuit® Camo offers effective visual camouflage in the field

- » 2-SEAT BLACK • 2883236 •
- » 2-SEAT POLARIS® PURSUIT® CAMO • 2883237 •
570 '15-19, 500 '17-19, EV '15-19, EV LHON '16-18
- » CREW BLACK • 2883238 •
CREW 570-4 '15-19

STEEL

For the ultimate in strength and protection.

HD ROOF - STEEL

- Stout 12-gauge steel construction
- Powdercoated finish for scratch and corrosion resistance
- Interior fabric liner provides sound reduction

- » 2-SEAT • 2879954 •
570 '15-19, 500 '17-19, EV '15-19, EV LHON '16-18



	POLY DOORS	CANVAS DOORS
	HINGED WINDOW <ul style="list-style-type: none">• A premium, door offering hinged window for customizable ventilation in the cab.	ZIP WINDOW <ul style="list-style-type: none">• Lightweight, durable protection with adjustable zipper ventilation and see-through bottom panel.
FRONT DOORS (SET OF 2) 570 '15-19, CREW 570-4 '15-19, 500 '17-19, EV '15-19, EV LHON '16-18	 Hinged Window - Poly Doors - Polaris® Pursuit® Camo 2880636	 Zip Window Doors - Canvas - Black 2879963
REAR DOORS (SET OF 2) CREW 570-4 '15-19		 Zip Window Doors - Rear - Canvas - Black 2879964

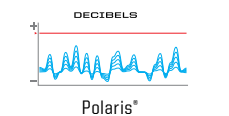
POLARIS ENGINEERED™
ADVANTAGES



PREMIUM FEATURES

Automotive-like finish, solid latches, storage and more.

QUIETER AT IDLE



SOUND DAMPENING
DOOR LINERS

Select doors come standard with sound-absorbing liners to help reduce in-cab noise.



UNPRECEDENTED
VENTILATION OPTIONS

Choose from multiple window options –including hinged and zip-down windows. This allows you to find the perfect amount of ventilation and temperature regulation.



REVOLUTIONARY
INSTALLATION

Adding or removing your doors is as simple as dropping them in and pulling them off. Easy, convenient, and takes only seconds to remove the restraint rubber strap.

ULTIMATE CLARITY WITH GLASS

FOR THE ULTIMATE IN SCRATCH RESISTANCE AND CLARITY, nothing beats glass. It has the most optical clarity of any windshield material, and cuts the wind and harsh elements. Couple a rear panel with your windshield to reduce the dust swirl for a clean ride.



TEMPERED SAFETY GLASS

For the ultimate in scratch resistance, tempered safety glass is the top choice. Optically, it is the clearest glass available, and because it is tempered, it's shatterproof.

POLARIS ENGINEERED™ ADVANTAGES



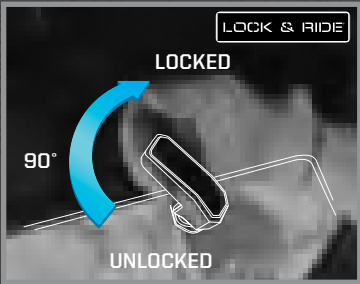
AIRTIGHT GASKET SEAL

RANGER® windshields feature a 360° gasket seal preventing moisture and dust from entering the cab.



MULTI-FUNCTION FEATURES


Venting options are useful for controlling airflow into the cab. This allows you to regulate the temperature inside. A low-profile exterior framework on the windshields gives an unobstructed field of vision.



REVOLUTIONARY INSTALLATION

Every Lock & Ride® windshield utilizes a unique clamp that secures your windshield with the perfect amount of hold for rough trail conditions, yet still allows for easy, tool-less removal.

GLASS WINDSHIELDS



TIP-OUT WINDSHIELD - GLASS

- Made of strong, optical-grade laminate safety glass
- Provides optimal visibility and the best protection from wind, inclement weather and off-road hazards
- Minimal perimeter framework for a low profile and full visibility
- Tip-out feature lets riders adjust the windshield to an open position that allows riders to enjoy airflow in the cab

» 2881784

570 '15-19, CREW 570-4 '15-19, 500 '17-19, EV '15-19, EV LHON '16-18

LOCK & RIDE® FULL WINDSHIELD - GLASS

- Provides the highest level of scratch resistance

» 2881783

570 '15-19, CREW 570-4 '15-19, 500 '17-19, EV '15-19, EV LHON '18

ADD ALL-WEATHER VISIBILITY
WINDSHIELD WIPER & WASHER SYSTEM
P. 90

REAR PANEL



REDUCE IN-CAB DUST SWIRL BY ADDING A REAR PANEL

With a windshield and roof installed, turbulent air develops behind the cab. Add a rear panel to reduce dust intrusion from this swirl.



LOCK & RIDE® REAR PANEL - GLASS

- Durable, tempered laminate glass provides a high level of scratch resistance

» 2879965

570 '15-19, CREW 570-4 '15-19, 500 '17-19, EV '15-19, EV LHON '16-18

DURABLE POLY PROTECTION

LIGHT AND FLEXIBLE, poly is impact-resistant, providing long-term value and protection. Whether you choose hard coat or general poly, you can hit the trail or job site with confidence, protection, and durability

HARD COAT POLY

Poly windshields covered by hard coat provide **30x MORE** scratch resistance than any standard poly windshields.





POLARIS ENGINEERED™ ADVANTAGES



AIRTIGHT GASKET SEAL
RANGER® windshields feature a 360° gasket seal, preventing moisture and dust from entering the cab.

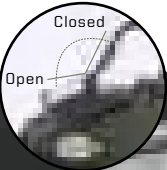


VENTING OPTIONS
Venting options are useful for controlling airflow into the cab. This allows you to regulate the temperature inside.



REVOLUTIONARY INSTALLATION
Every Lock & Ride® windshield utilizes a unique clamp that secures your windshield with the perfect amount of hold for rough trail conditions, yet still allows for easy, tool-less removal.

POLY WINDSHIELDS



FLIP-DOWN WINDSHIELD - HARD COAT POLY

- 2 venting options: fully sealed or flip-down/remove upper half for some protection with maximum ventilation

» 2882178
570 '15-19, CREW 570-4 '15-19, 500 '17-19, EV '15-19, EV LH-ON '16-18



LOCK & RIDE® VENTED WINDSHIELD - HARD COAT POLY

- Frameless design for maximum visibility
- Added vents for airflow on a hot day or defrosting on a cold day


» 2883342
570 '15-19, CREW 570-4 '15-19, 500 '17-19, EV '15-19, EV LH-ON '16-18



LOCK & RIDE® FULL WINDSHIELD - HARD COAT POLY

- Durable, optical-grade, 5.9 mm-thick polycarbonate offers outstanding rider protection & visibility
- Windshield has minimal perimeter framework for full visibility

» 2883319
570 '15-19, CREW 570-4 '15-19, 500 '17-19, EV '15-19, EV LH-ON '16-18



LOCK & RIDE® FULL WINDSHIELD - POLY

- Durable, optical-grade, 5.9mm thick polycarbonate offers outstanding rider protection & visibility
- Windshield has minimal perimeter framework for full visibility

» 2883318
570 '15-19, CREW 570-4 '15-19, 500 '17-19, EV '15-19, EV LH-ON '16-18



LOCK & RIDE® HALF WINDSHIELD - POLY

- Strong, durable polycarbonate half windshield delivers a combination of protection & airflow into the cab
- Half windshield offers protection from rain, sleet, spray, & off-road hazards

» 2883320
570 '15-19, CREW 570-4 '15-19, 500 '17-19, EV '15-19, EV LH-ON '16-18

REAR PANELS



REDUCE IN-CAB DUST SWIRL BY ADDING A REAR PANEL
With a windshield & roof installed, turbulent air develops behind the cab. Add a rear panel to reduce dust intrusion from this swirl.



LOCK & RIDE® REAR PANEL - POLY TOP SELLER

- Strong, .599 cm thick polycarbonate provides outstanding impact and scratch resistance

» 2879812
570 '15-19, CREW 570-4 '15-19, 500 '17-19, EV '15-19, EV LH-ON '16-18

CONVENIENCE
FEATURES

CAB SEAL SYSTEM

» 2 SEAT • 2880508
570 '15-19, 500 '17-19, EV '15-19,
EV LHON '16-18
(INCLUDED WITH PREMIUM DOORS)

EPS SYSTEM (ELECTRIC
POWER STEERING)

- Enjoy smooth, easy, precise, responsive automotive-quality power steering
 - EPS provides a light steering feel in all situations, including low-speed maneuvering through challenging terrain
- » 2879970
570 '15-19, CREW 570-4 '15-19

HORN

» 2879273
570 '15-19, CREW 570-4 '15-19, 500 '17-19,
EV '15-19, EV LHON '16-18

AUXILIARY BATTERY KIT

- Recommended to use up to two batteries
- » 2880555
EV '15-19, EV LHON '16-18

REMOTE GARAGE DOOR
OPENER BY HOMELINK®

» 2882082
570 '15-19, CREW 570-4 '15-19, 500 '17-19,
EV '15-19, EV LHON '16-18

REVERSE WARNING
ALERT

» 2880631
570 '15-19, CREW 570-4 '15-19, 500 '17-19,
EV '15-19, EV LHON '16-18

SPEEDKEY®

» 2879988
570 '15-19, CREW 570-4 '15-19, 500 '17-19


EV QUICK CHARGING
SYSTEM

» 2880556
EV '15-19, EV LHON '16-18



FIELD TESTED
INTERIOR

ADD SUPERIOR ALL-WEATHER FUNCTIONALITY and comfort to your *RANGER®* with premium Polaris Engineered Accessories™. Keep warm on the coldest of days with a heater kit and improve visibility with a Windshield Wiper and Washer System or Large Rear View Mirror.



8-VENT HEATER &
DEFROST SYSTEM

» 2879967
570 '15-19, CREW 570-4 '15-19, 500 '17-19
⚠ Requires Battery Connection Cable


WINDSHIELD WIPER &
WASHER SYSTEM

- Use with Full Glass Windshield 2881783 only
- » 2879968
570 '15-19, CREW 570-4 '15-19, 500 '17-19, EV '15-19,
EV LHON '16-18
⚠ Requires Battery Connection Cable



LARGE REAR VIEW
MIRROR **TOP SELLER**

» 2879969
570 '15-19, CREW 570-4 '15-19, 500 '17-19, EV '15-19,
EV LHON '16-18



PROTECT
YOUR
INVESTMENT

THE BEST WAY TO PROTECT your *RANGER®* is with durable, rugged Polaris® bumpers and guards. Engineered for heavy-duty use, these items are your best line of defense against unexpected encounters, and will keep you going strong even when on the toughest job.


STANDARD
BRUSHGUARDS

PERFECT FOR: **INCREASED PROTECTION AROUND LIGHTING AND FENDERS**

FRONT



REAR



» FRONT • 2879973 •
570 '15-19, CREW 570-4 '15-19, 500 '17-19, EV '15-19, EV LHON '16-18

» REAR • 2879972 •
570 '15-19, CREW 570-4 '15-19, 500 '17-19, EV '15-19, EV LHON '16-18



ROCK GUARDS WITH STEP

- Durable, stamped plate steel construction
- Provides additional protection for side of vehicle
- Integrated boot scraper helps keep interior clean





» 2 SEAT • 2879974
570 '15-19, 500 '17-19, EV '15-19, EV LHON '16-18

THE RIGHT TOOLS
GET MORE DONE

LOCK & RIDE®

EXCLUSIVE AND AVAILABLE ON ALL POLARIS® VEHICLES, LOCK & RIDE® ACCESSORIES LET YOU QUICKLY CHANGE FROM ONE TASK TO ANOTHER WITH HUNDREDS OF OPTIONS.

WITH THE FLIP OF A LEVER, LOCK & RIDE® PLUNGERS USE OUTWARD PRESSURE TO EXPAND FOR A SECURE FIT.



LOCK & RIDE

TIP-DOWN HEADACHE RACK

- Tip-down feature converts from rear cab protection to versatile bed rack
- Designed to accept multiple accessories, including coolers, storage boxes and more

» 2879976

570 '15-19, CREW 570-4 '15-19, 500 '17-19, EV '15-19, EV LHON '16-18



FIRE EXTINGUISHER HOLDER

- Quick-release strap allows for easy access

» 2882158

570 '15-19, CREW 570-4 '15-19, 500 '17-19, EV '15-19, EV LHON '16-18

LOCK & RIDE

CARGOMAX SYSTEM

- Comes standard with a support bar that ties the two sides together for a sturdy cargo hold
- Adjustable utility hooks provide more options for hanging tools, cords or gear
- Two sides and a support bar included

» 2882177

570 '15-19, CREW 570-4 '15-19, 500 '17-19, EV '15-19, EV LHON '16-18

LOCK & RIDE

BED EXTENDER/DIVIDER

- Installs in any location in the box to secure any cargo
- Use it to extend or divide the cargo box

» 2879977

570 '15-19, CREW 570-4 '15-19, 500 '17-19, EV '15-19, EV LHON '16-18

LOCK & RIDE

CHAINSAW MOUNT

» 2879354

570 '15-19, CREW 570-4 '15-19, 500 '17-19, EV '11-19, EV LHON '16-18



RIDE & REPAIR ESSENTIALS KIT

» 2881207

ALL RANGER® MODELS

LOCK & RIDE

D-RINGS

- The most versatile Lock & Ride® accessory - add as many as you need to secure your cargo with bungee cords or straps

» 2881545

ALL RANGER® CARGO BOXES

LOCK & RIDE

QUICKSTRAP

- The Quickest and Most Secure Way to Mount Polaris® Accessories
- Sold as a pair

» 2882187

ALL COOLERS, RANGER® CARGO BOXES



NEW

3.8 CM X 1.5 M 2,495 KG RATCHET STRAP

- Heavy duty webbing
- 2 Pack

» 2884031



LOCK & RIDE

STORAGE BOX

- Rugged roto-molded construction locks for security and is water-resistant
- Low-profile design retains additional hauling capacity on top of vault
- Sliding drawer features foam padding and adjustable dividers
- Fits perfectly in the bed of your RANGER®, pickup box or full-size SUV

» 2877033

570 '15-19, CREW 570-4 '15-19, 500 '17-19, EV '15-19, EV LHON '16-18



LOCK & RIDE

TOOL RACK

- Attach on the inside or outside of the cargo bed

» 2881533

570 '15-19, CREW 570-4 '15-19, 500 '17-19, EV '11-19, EV LHON '16-18

CARGO BED MAT

- Non-slip surface to better secure loads
- Protect the cargo bed from scratches and scuffs
- Lifts out & is easy to clean
- Can be cut to access factory tie-down cleats

» 2881485

570 '15-19, CREW 570-4 '15-19, 500 '17-19, EV '15-19, EV LHON '16-18



NEW

5.1 CM X 6.1 M 4,536 KG RATCHET STRAP

- Heavy duty webbing

» 2884032



SPECIFIC NEEDS, ***SPECIFIC OILS***

Polaris invests millions in engine development, and part of that investment is making sure its lubricants—critical to engine performance—are the right formula for your specific engine. The amount of testing data and engineering resources used in developing Polaris lubricants would overwhelm an aftermarket company. Therefore, the aftermarket must spec an oil to an industry-wide standard that must account for a variety of operating parameters.

PS-4 is designed specifically for Polaris 4-cycle engines and has high film strength and wear protection under extreme loads and temperatures. Exclusive anti-wear additives protect engine parts with extra rust and corrosion protection.

PS-4 FULL-SYNTHETIC OIL

- PS-4 is optimal for ambient operating temperatures of to
- » • 2877263
- » • 2877264
- » • 2877868
- » • 502338
- » • 2878003


PS-4 OIL CHANGE KIT

- Contains the correct amount of oil for your vehicle and correct oil filter
- » 2202166
SINGLE 570, TWIN 600, TWIN 700, TWIN 800
- » 2879323
RANGER/RZR 900/1000
- » 2880913
POLARIS ACE/ETX 325
- » 2877473
330500, SPORTSMAN 550/850/1000

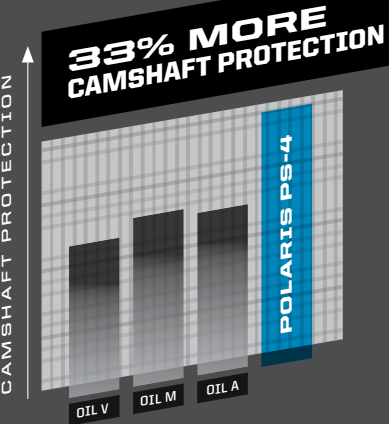
PS-4 EXTREME-DUTY FULL-SYNTHETIC OIL

- PS-4 Extreme Duty is optimal for ambient operating temperatures of to
- » • 2879037
- » • 2879251
- » • 2879252
- » • 2879003
- » • 2879038

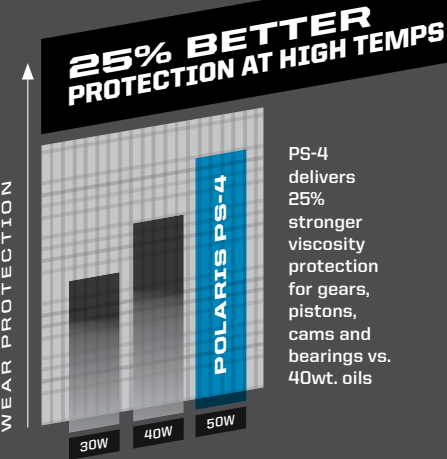
POLARIS® PS-4 VS THE COMPETITION



Polaris PS-4 oils exceed the latest industry protection standard as set by the API, while the competition uses standards from years ago. Our proprietary additives clean and protect critical engine parts under high operating temperatures.



When tested against competitive oils, camshaft bearing races and lobes exhibit less wear when protected by Polaris PS-4 oil.



WHY VISCOSITY MATTERS: Polaris engines are designed to operate using oils rated at a specific viscosity. Viscosity is the measure of an oil's resistance to flow and shear and a way to gauge an oil's "film strength", which is a critical component in preserving engine life when an oil is subject to high heat or heavy loads.

PS-4 delivers 25% stronger viscosity protection for gears, pistons, cams and bearings vs. 40wt. oils

PS-4 RACE PROVEN PERFORMANCE

"The Baja 1000 is probably the toughest race in the world! In the brutal Baja desert there are so many things that can ruin your race it is great to know that Polaris Engineered™ Lubricants will never let us down.


We trust in the Polaris® products like the PS-4 motor oil to protect our machines vitals, they are a critical part of a winning formula."

BILL SCHUELER
CREW CHIEF JAGGED X



ENGINEERED TO MAXIMIZE THE LIFE OF YOUR RIDE

All Polaris fluids—from anti-freeze to brake fluid—are developed for your vehicle. Trust the only fluids perfectly engineered for your needs.



DOT 4 BRAKE FLUID



Polaris DOT 4 Brake Fluid is a high-quality brake fluid designed for use in Polaris hydraulic brakes. Superior high-temp characteristics plus anti-corrosive additives extend the life of brake system components and provide consistent, positive braking.

» • 502081

ANTI-FREEZE



Polaris Extended Life Coolant contains organic acid technologies to prevent corrosion on metal components, eliminate scaling, and maximize cooling system performance.

» • 502103
» • 502271
» • 502091

AGL



A proprietary blend of additives designed to optimize Polaris® ORV transmission life. Extreme pressure additives protect gears, drive chain, and bearings from scoring and wear. Unlike typical gear case oils, AGL's unique viscosity range allows instant flow and film protection in extreme cold or high heat environments.

» • 502080
» • 502151
» • 502152

DEMAND DRIVE FLUID



Engineered specifically for Polaris ORV front drive systems. Provides positive 4WD engagement in extreme cold or high heat conditions. Unique friction additives protect internal components under heavy loads and promote positive engagement.

» • 502094
» • 502264
» • 502267

Proper lubricant application and timing will ensure optimal vehicle performance. Please refer to your owner's manual for lubricant change interval schedules.



CARBON CLEAN

Polaris Carbon Clean prevents ethanol corrosion, stabilizes fuel, and cleans fuel injectors, piston ring lands, intake systems, and combustion chambers. Helps maintain peak HP and improves fuel economy.

» • 502082



FUEL STABILIZER

Fuel Stabilizer prevents ethanol corrosion and stabilizes fuel for up to 2 years. Dual-antioxidant formula protects against gum and varnish for easy starting.

» • 502100



ANGLE DRIVE FLUID

» • 502089
» • 502268
» • 502266

SPORTSMAN,
RANGER, RZR
ANGLE DRIVE GEAR
CASE SYSTEMS



PREMIUM GAS SHOCK OIL

» • 502098



ALL-SEASON GREASE TUBE

» • 502068




NOTHING CAN STOP YOU. COVERAGE WHEN YOU NEED IT.

FIX ON THE GO | TEMPORARY COVERAGE

CV BOOT REPAIR KIT*

- A quick trail side fix to increase trail time.
- The flexible and durable boot material expands over a cone tool for CV boot repairs, without disassembling CV axles.
- Universal fit - works as a temporary fix for most powersports axles.
- All components fit inside the cone, and a cover is provided for compact durable storage.
- Easily fits in a cargo box, attached to the roll cage, in the glovebox, or many other storage locations.



Items shown are contained inside cone

UTV CV BOOT REPAIR KIT

- Kit includes the following items:
 - (1) Expandable XL CV Boot
 - (1) Reusable Cone Tool
 - (2) CV Boot Clamps
 - (1) Tube of Silicone Lube
 - (1) Grease Packet
 - (1) Cone Cover
- » 2830526

UTV TRAIL BOOT ONLY

» 2830527

ATV

» CV REPAIR KIT
2830528
» TRAIL BOOT ONLY
2830529

HOW TO INSTALL

1 Remove wheel and axle nut

2 Remove brake caliper, hub, tie rod, & upper & lower ball joints

3 Remove old boot & clean joint

4 Spread silicone lube on entire cone tool. Slide boot over cone tool, large end first. See package for outer boot instructions.

5 Empty the bag of grease into the CV joint/boot, clean sealing points & install clamps

6 Reassemble tie rod, ball joints, brake caliper, axle nut, tire & wheel

Refer to your owner's manual for further instructions and torque specifications.
*Designed for temporary CV boot repair. Purchase the OEM CV Boot for a permanent repair.

FOR THE LIFE OF YOUR RIDE

THE KEY TO KEEPING YOUR POLARIS® OFF-ROAD VEHICLE PERFORMING as well as the day you brought it home is proper maintenance. Items like belts, filters, and batteries represent only a few of these critical items engineered specifically by Polaris®.

AIR FILTERS

Critical to engine performance and reliability. A clogged air filter can restrict air flow to the engine leading to reduced engine performance. Dirt and debris ingestion can damage the engine leading to reduced engine life or catastrophic failure. Polaris® recommends changing the vehicle's air filter at the specified intervals outlined in the owner's manual, which may be shorter if your vehicle is subject to severe conditions.

BRAKE PADS

Check your brakes if you are close to the recommended service interval, hear grinding when applying the brakes, your vehicle is taking longer to stop or if you have to apply more pressure to your pedal to engage the brakes. Check the brake discs for signs of cracks, excessive corrosion or warping.

If the brake pads are contaminated with oils or grease (petroleum products), brake pads have to be discarded and replaced.

Discs need to be cleaned with brake cleaner or alcohol based cleaner only.

DRIVE BELTS

Polaris Engineered® belts deliver unmatched performance for your off-road vehicle. Developed and tested on all our engines for all environments and conditions. Check your belt for delamination, hour glassing and glazing.

OIL FILTERS

Change oil filters with every oil change to provide the best protection for your engine. Superior engine protection keeps your engine operating at peak performance. Be sure to follow the suggested service intervals for oil/oil filter changes.

BATTERIES

Never leave a battery unattended during the storage season. To ensure your battery maintains its level of charge when unused for extended periods of time or during freezing weather, the battery should be connected to a BatteryMINDER®. Be sure to check for corrosion from the terminals to the ends of the cables.

MAINTENANCE TIP

BREAK-IN PERIOD

The break-in period for your new *RANGER*® is the first 25 hours of operation, or the time it takes to use the first two tanks of fuel. No single action on your part is as important as a proper break-in period. Careful treatment of a new engine will result in more efficient performance and longer life for the engine. Perform the listed procedures carefully.

NOTICE: Excessive heat build-up during the first three hours of operation will damage close-fitted engine parts. Do not operate at full throttle or high speeds for extended periods during the first three hours of use.

MAINTENANCE SCHEDULE

25 HRS/400 km	50 HRS/800 km	100 HRS/1600 km	150 HRS/2400 km	200 HRS/3200 km	350 HRS/4020 km	500 HRS/8045 km	CHECK YOUR OWNER'S MANUAL FOR ADDITIONAL RECOMMENDED SERVICE ITEMS AND VEHICLE-SPECIFIC TIMING
BREAK-IN MAINTENANCE	6 MONTHS	12 MONTHS	18 MONTHS	24 MONTHS	30 MONTHS	36 MONTHS	
ENGINE OIL: CHANGE	EXHAUST SYSTEM: INSPECT & CLEAN INSPECT FOR LEAKAGE OR CARBON BUILD UP AT JOINTS	ENGINE OIL: CHANGE	ENGINE OIL: CHANGE	ENGINE OIL: CHANGE	ENGINE OIL: CHANGE	ENGINE OIL: CHANGE	
GENERAL LUBRICATION: ALL FITTINGS, PIVOTS, CABLES, ETC.	GENERAL LUBRICATION: INSPECT & CLEAN SCREEN TYPE SPARK ARRESTOR	DRIVE BELT: INSPECT & ADJUST REPLACE AS NEEDED	BATTERY: TEST, CLEAN, & CHECK FLUID LEVEL REPLACE AS NEEDED	BRAKE PADS & FLUID: INSPECT & CLEAN REPLACE AS NEEDED	BATTERY: TEST, CLEAN, & CHECK FLUID LEVEL REPLACE AS NEEDED	AIR FILTER: INSPECT, CLEAN REPLACE AS NEEDED	
AIR FILTER: INSPECT & CLEAN REPLACE AS NEEDED	GENERAL LUBRICATION: ALL FITTINGS, PIVOTS, CABLES, ETC.	TRANSMISSION FLUID: CHANGE	DRIVE BELT: INSPECT & ADJUST REPLACE AS NEEDED	SPARK PLUGS: INSPECT REPLACE AS NEEDED	DRIVE BELT: INSPECT & ADJUST REPLACE AS NEEDED	COOLANT: CHECK LEVEL REPLACE EVERY 2 YEARS	
EXHAUST SYSTEM: INSPECT & CLEAN INSPECT FOR LEAKAGE OR CARBON BUILD UP AT JOINTS	DRIVE BELT: INSPECT & ADJUST REPLACE AS NEEDED	EXHAUST SYSTEM: INSPECT & CLEAN INSPECT FOR LEAKAGE OR CARBON BUILD UP AT JOINTS	TIRES: INSPECT CONDITION & PRESSURE	EXHAUST SYSTEM: INSPECT & CLEAN INSPECT FOR LEAKAGE OR CARBON BUILD UP AT JOINTS	GENERAL LUBRICATION: ALL FITTINGS, PIVOTS, CABLES, ETC.	GEARCASES: CHECK OIL LEVEL	
INSPECT & CLEAN SCREEN TYPE SPARK ARRESTOR		INSPECT & CLEAN SCREEN TYPE SPARK ARRESTOR	EXHAUST SYSTEM: INSPECT & CLEAN INSPECT FOR LEAKAGE OR CARBON BUILD UP AT JOINTS	INSPECT & CLEAN SCREEN TYPE SPARK ARRESTOR	EXHAUST SYSTEM: INSPECT & CLEAN INSPECT FOR LEAKAGE OR CARBON BUILD UP AT JOINTS	EXHAUST SYSTEM: INSPECT & CLEAN INSPECT & CLEAN SCREEN TYPE SPARK ARRESTOR	
			INSPECT & CLEAN SCREEN TYPE SPARK ARRESTOR		INSPECT & CLEAN SCREEN TYPE SPARK ARRESTOR		



KEEP IT CLEAN

CLEAN ALL-PURPOSE CLEANER

- Professional cleaner, which is formulated with a low pH-value. The product spreads well on surfaces and adheres on them for effective cleaning action. Perfectly compatible with rubber, plastic and painted surfaces. The formulation is biodegradable.

» • 502309

SHINE INSTANT SHINE & DETAILER


- The INSTANT SHINE AND DETAILER is developed for cleaning action without water. Removes insects, dust and dirt with almost no effort. Applicable for plastics, visors, windscreens, paint and metal. The wipe and shine formulation makes surfaces shine, works water repellant and also has an antistatic effect. Perfect for customers living in urban areas with no access to water, for bike trips or showroom bikes.

» • 502303




BRING IT EVERYWHERE

TRAILERING



RAMP PRO BY CALIBER®

- Designed for ATVs and UTVs up to 127 cm wide
 - Integrated grip glides for ultimate traction
 - Folding sides for easy transportation & storing
- » 132.1 CM × 228.6 CM • 2883005




ALUMINUM ARCHED LOADING RAMPS

- » 193.1 CM × 30.4 CM • 907 KG • 2875384
- » 223.5 CM × 30.4 CM • 1,361 KG • 2875386



LIGHTWEIGHT TRI-FOLD RAMPS

- Ramp folds up for transport
 - Capacity for up to 680.7 kg
 - Safety straps included
- » 183 CM × 129.5 CM • 2875385
» 208.3 CM × 129.5 CM • 2875860

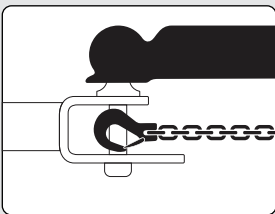


FOLDING ALUMINUM ARCHED RAMPS


- Ramp folds up for transport
 - Capacity up to 1360.8 kg
 - Safety straps included
- » 223.5 CM × 30.5 CM • 2875387

HITCHES

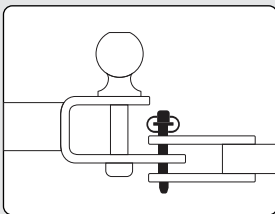
3:1 HITCHES VERSATILE 3 IN 1 FUNCTIONALITY



BALL



HOOK



PIN

- Ball, pin and hook design
- Durable steel construction
- Rust resistant, black powder coated finish
- Removable ball
- HD 5/8" pin and clip



NEW HITCH WITH 2" BALL

- » 2" x 2" RECEIVER 2830522
- » 1 3/4" x 1 3/4" RECEIVER 2830523



NEW 1 7/8" BALL

- 1 7/8" replacement ball for hitch
 - Designed to work with 3:1 Hitch
- » 2830524



2" HITCH BALL MOUNT

- » 2" RECEIVER TONGUE 2875320
- » FRONT HITCH RECEIVER 2878846



TRAILER BALL 3/4" SHANK

- » 2" BALL • 2877603
- » 1 7/8" BALL • 2877602

STRAPS

NEW 5.1 CM X 9.1 M RECOVERY STRAP

- Heavy duty webbing
 - 8,165 kg Breaking Strength / 4,082 kg Max. Vehicle Weight
 - Built in strap wrap - easy storage
 - Loops sewn in to webbing
 - 1 Strapbag
- » 2884033



NEW 3.8 CM X 1.5 M 2,495 KG RATCHET STRAP

- Heavy duty webbing
 - 2,495 kg Maximum Load / 831 kg Working Load
 - 2 Pack
- » 2884031



NEW 5.1 CM X 6.1 M 4,536 KG RATCHET STRAP

- Heavy duty webbing
 - 4,536 kg Maximum Load / 1,497 kg Working Load
 - Floating D-Rings
 - Double J-Hooks
- » 2884032



SHOCK STRAPS

- 3.8 cm 1,361 kg breaking strength
 - Keeps tension on tie-down straps to secure load
 - 2 Pack
- » 2883296
» 2883295

COVERS

2-SEAT & CREW TRAILERING COVERS

- » 2880632 • 570/500/EV
570 '15-19, 500 '17-19, EV '15-19, EV LI-HON '16-18
- » 2880633 • 570 CREW
CREW 570-4 '15-19



3-SEAT & CREW TRAILERING COVERS

- » 2883419 • XP 1000
XP 1000 '18-19
- » 2879407-067 • XP 900/DIESEL
XP 900 '13-19, DIESEL '15-18
- » 2883840 • CREW XP 1000/900/DIESEL
CREW XP 1000 '17-19, CREW XP 900 '14-19, CREW DIESEL '15-18

KINGPIN DIRT 509° GOGGLE

- Quick change lens & triple layer foam
- Anti-fog & anti scratch
- ECE Certified & DOT Approved
- » ONE SIZE
2868671 • LIME
2868668 • ORANGE

ORV RIDING JERSEY

- » S-3XL
2868711 • LIME
2867941 • PINK
2867942 • RED

 **COOL**

BE PREPARED FOR ANYTHING NATURE

COOLING SHIRTS

- 100% Poly, chemical-free patented fabric from CoolCore®
- Moisture wicking to keep you dry and cool
- UPF 45+
- » S-3XL
- » MEN'S
2868753 • GRAY
- » WOMEN'S
2868755 • GRAY/PINK



 **COOL**

NEW RAIN SUIT

- Lightweight
- Waterproof
- Packs small
- Removable hood
- YKK® zippers
- » JACKET • 2869527
S-3XL
- » PANT • 2869528
S-3XL

 **DRY**

 **WARM**

THROWS AT YOU

SOFTSHELL JACKET

- Lined with 280 grams of fleece for warmth
- Removable hood
- Armpit zips for venting
- » S-3XL
- » WOMEN'S
2869921 • CORAL
2869920 • BLACK

 **WARM**

SOFTSHELL JACKET

- Lined with 280 grams of fleece for warmth
- Removable hood
- Armpit zips for venting
- » S-3XL
- » MEN'S
2869919 • BLUE/ORANGE
2869918 • BLACK


FIND YOUR PERFECT HELMET!

RIDE SAFE - OUR HELMETS ARE DOT/ECE CERTIFIED




509° ALTITUDE CARBON HELMET

- Durable, ultra lightweight, Carbon Fiber
- Full carbon fiber shell
- 1100 grams
- » S-4XL
2867814 • MATTE BLACK
2867815 • GLOSS BLACK



509° ALTITUDE HELMET

- Stylish, Lightweight with 509 Fit and Finish
- Thermoplastic poly alloy out shell
- 1260 grams
- » S-4XL
2868539 • LIME
2867820 • BLUE
2867818 • ORANGE
- 2867819 • RED
2867817 • GRAY




TENACITY HELMET

- All the style and protection in our most affordable helmet
- Injection molded plastic
- 1450 grams
- » XS-3XL
2868624 • PINK GLOSS
2868620 • BLACK/GRAY
2868622 • BLUE GLOSS
- 2868619 • BLACK MATTE
2868623 • RED GLOSS
2868621 • LIME GLOSS

PROTECT YOUR HANDS

OFF-ROAD RIDING GLOVES

- As seen in images at left
- » S-3XL
2867937 • PINK
2867933 • GRAY
2868712 • BLUE/LIME
- 2867936 • RED
2867935 • ORANGE
2867934 • BLUE




WOMEN'S
ASYMMETRICAL
HOODIE

» S-3XL
BLACK • 2868597

WOMEN'S
ROSEAU TEE

» S-3XL
GRAY FROST • 2869559
BLACK • 2868586



CAMO WATER
BOTTLE

» 2867962

CAMO CAN
KOOZIE

» 2867963

CAMO COFFEE
TRAVEL MUG

» 2867961

CAMO
STEERING
WHEEL COVER


» 2868663

CAMO BOTTLE
KOOZIE

» 2867964

CAMO BOTTLE
OPENER NOT SHOWN

» 2867965



MEN'S POLARIS®
RANGER CAP

» • GRAY
S/M • 2869604
L/XL • 2869605

MEN'S POLARIS®
RANGER TEE

» • S-3XL
HEATHER ASH GRAY • 2869580
HEATHER OLIVE • 2869581



MEN'S RETRO
LOGO HOODIE


» S-3XL
BLACK • 2869549
CHARCOAL/LIME • 2868578
GRAY/ORANGE • 2868577

MEN'S RETRO CAP

» ONE SIZE
NAVY/LIME • 2869543

MEN'S
ROSEAU HOODIE

» S-3XL
CHARCOAL HEATHER • 2869553
NAVY HEATHER • 2868575
OLIVE HEATHER • 2868576



WOMEN'S CAMO
HOODIE

» S-3XL
CAMO/PINK • 2867898

MEN'S CAMO
TECH FULL ZIP

» S-3XL
CAMO • 2869590



MEN'S LONG SLEEVE
TECH 1/4 ZIP

» S-3XL
BLACK/RED • 2869535
GRAY/LIME • 2869536



MEN'S RETRO
TRUCKER CAP

» ONE SIZE
RED • 2869540

MEN'S LONG SLEEVE
RETRO TEE

» S-3XL
GRAY • 2868571

WOMEN'S BASEBALL
3/4 SLEEVE TEE

» S-3XL
WHITE/GRAY • 2869563




MEN'S TRAIL
MID LAYER

» S-3XL
GRAY/BLACK • 2869925

MEN'S TECH
MESH BEANIE

» ONE SIZE
BLACK • 2868650



PINT GLASS
SET OF 2

» 2866265

RETRO CLOCK

» 2868662



WOMEN'S
HEX TEE

» S-3XL
GRAY FROST • 2869566
NAVY FROST • 2869565

WOMEN'S
RETRO CAP

» ONE SIZE
BLUE • 2869547

WOMEN'S
SCRIPT CREW
SWEATSHIRT

» S-2XL
AQUA • 2869557

WOMEN'S
RETRO
HOODIE

» S-3XL
NAVY • 2869555



MEN'S ROSEAU TEE

» S-3XL
CHARCOAL HEATHER • 2869560
HEATHER BLUE • 2867778
ASH HEATHER • 2869561



KEEP IT COLD.



**SEE THE FULL LINE OF COOLERS
INCLUDING THE NEW 14 LITER MODEL
WITH AN EASY CARRY HANDLE**

SEE P. 74



POLARIS®

MY19 RGR APP EMEA

UNLESS NOTED, TRADEMARKS ARE THE PROPERTY OF POLARIS INDUSTRIES INC. 509' is a registered trademark of Teton Outfitters, LLC. Apple® is a registered trademark of Apple Inc. BatteryMinder® is a registered trademark of VDC Electronics Inc. Bluetooth® is a registered trademark of Bluetooth SIG, Inc. Browning® is a registered trademark of Browning Corporation. Mathews® is a registered trademark of MCP IP. Caliber® is a trademark of Caliber, Inc. Camoplast® is a registered trademark of Camoplast Solideal Inc. Can-Am® and Defender® are trademarks of Bombardier Recreational Products Inc. Carhartt® is a registered trademark of Carhartt, Inc. COOLCORE® is a registered trademark of Tempnology LLC. FOX® is a registered trademark of Fox Factory Inc. High Lifter is a trademark of High Lifter Products, Inc. Humalink® is a registered trademark of Johnson Controls Technology Inc. Honda® and Pioneer® are registered trademarks of Honda Motor Company, Ltd. Mathews® is a registered trademark of MCP IP. MD Quart® is a registered trademark of Maxxsonics USA Inc. Otter® is a registered trademark of Otter Outdoors, LLC. REALTREE Xtra® is a registered trademark of Jordan Outdoor Enterprises, Ltd. Rigid® is a registered trademark of Rigid, Inc. SeatSaver® is a registered trademark of Prince Lionheart, Inc. Tiger Drylok® is a registered trademark of Tiger Coatings GmbH & Co. KG. Yeti® is a registered trademark of Yeti Coolers, LLC. YKK® is a registered trademark of YKK Corporation. Prices and availability are subject to change at any moment. Availability varies by market, check your local dealer for availability. Copyright © 2018 Polaris Industries Inc. All rights reserved.